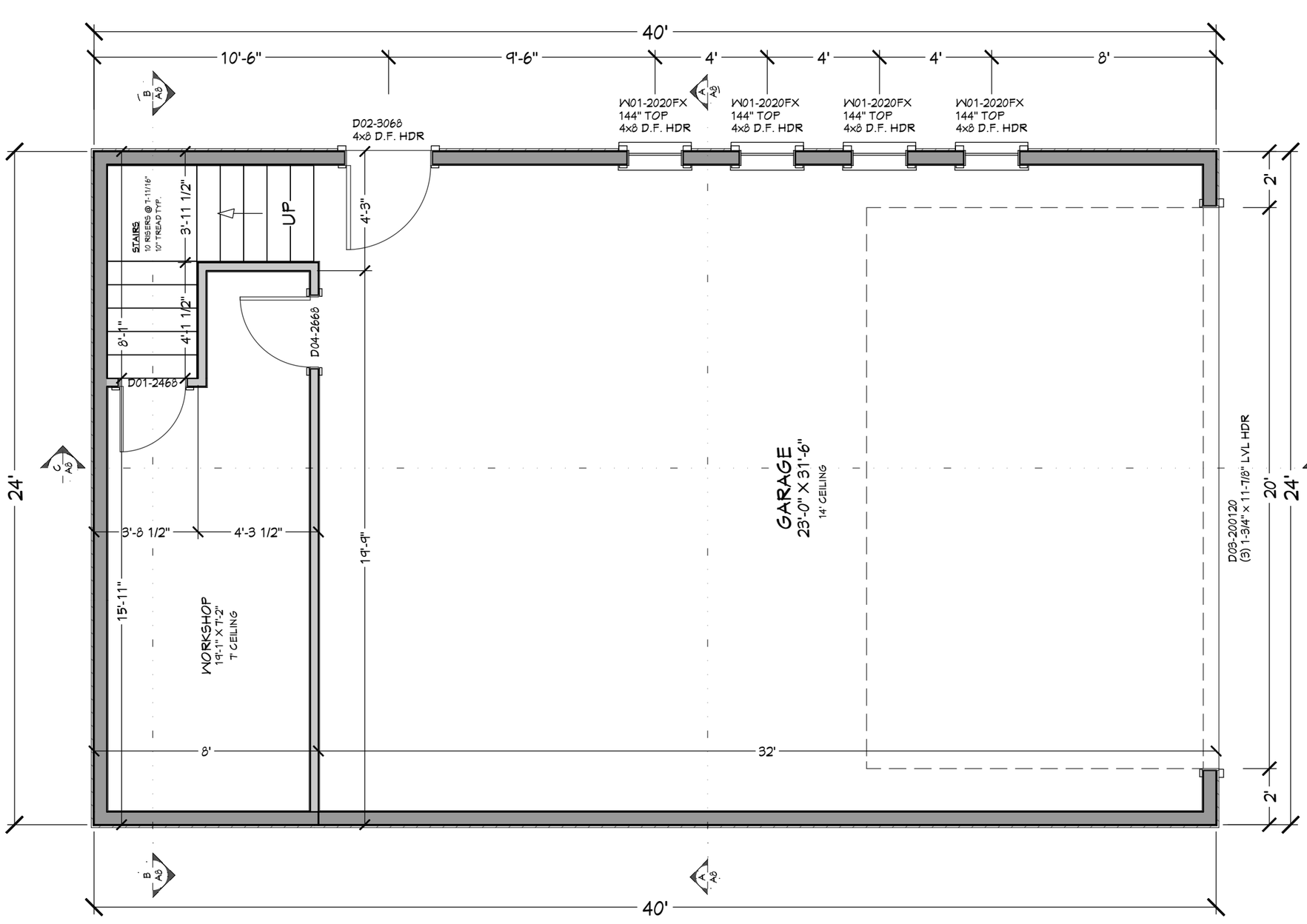

FLOOR PLAN - 1ST LEVEL 1/4 " = 1'-0"

MAIN LEVEL	191	sq. ft.
UPPER LEVEL	145	sq. ft.
TOTAL WORKSHOP/STORAGE SPACE	336	sq. ft.
GARAGE	771	sq. ft.

MAIN LEVEL NOTES:

ALL ANGLE 45° UNO
2x6 EXT. WALLS @ 16" O.C.
14'-1 1/8" PLATE HEIGHT UNO
ALL PARTITION DIMENSIONS
ARE TO FACE OF STUD

SHEET INDEX

PAGE	TITLE
A1	FLOOR PLAN - 1ST LEVEL
A2	FOUNDATION
A3	WALL BRACING - 1ST LEVEL
A4	FLOOR LAYOUT - 2ND LEVEL
A5	ROOF LAYOUT - 1ST LEVEL
A6	ELEVATIONS
A7	ELEVATIONS
A8	SECTION VIEWS
E1	ELECTRICAL - 1ST LEVEL
E2	ELECTRICAL - 2ND LEVEL

PROJECT NO.
19-018

DETACHED SHOP FOR DUARTE
WEST RICHLAND, WA

ANASAZI

CONTRACTOR TO VERIFY ALL DETAILS, DIMENSIONS, AND SPECIFICATIONS PRIOR CONSTRUCTION, AND REPORT ANY OMISSIONS AND/OR ERRORS TO SMC DESIGN. THE PURCHASER OR BUILDER OF THIS PLAN RELEASES SMC DESIGN FROM ANY CLAIMS, LITIGATIONS OR SUITS THAT MAY ARISE DURING CONSTRUCTION OR ANYTIME THEREAFTER.

SHEET SIZE: ANSI B (11" x 17")

INITIAL DATE: 3/20/2019
PRINT DATE: 4/1/2019

DRAWN BY: Steve Curtis

FLOOR PLAN - 1ST LEVEL

SMC Design
208.249.7288
Nampa, ID

SHEET NUMBER
A1
PAGE 1 OF 10

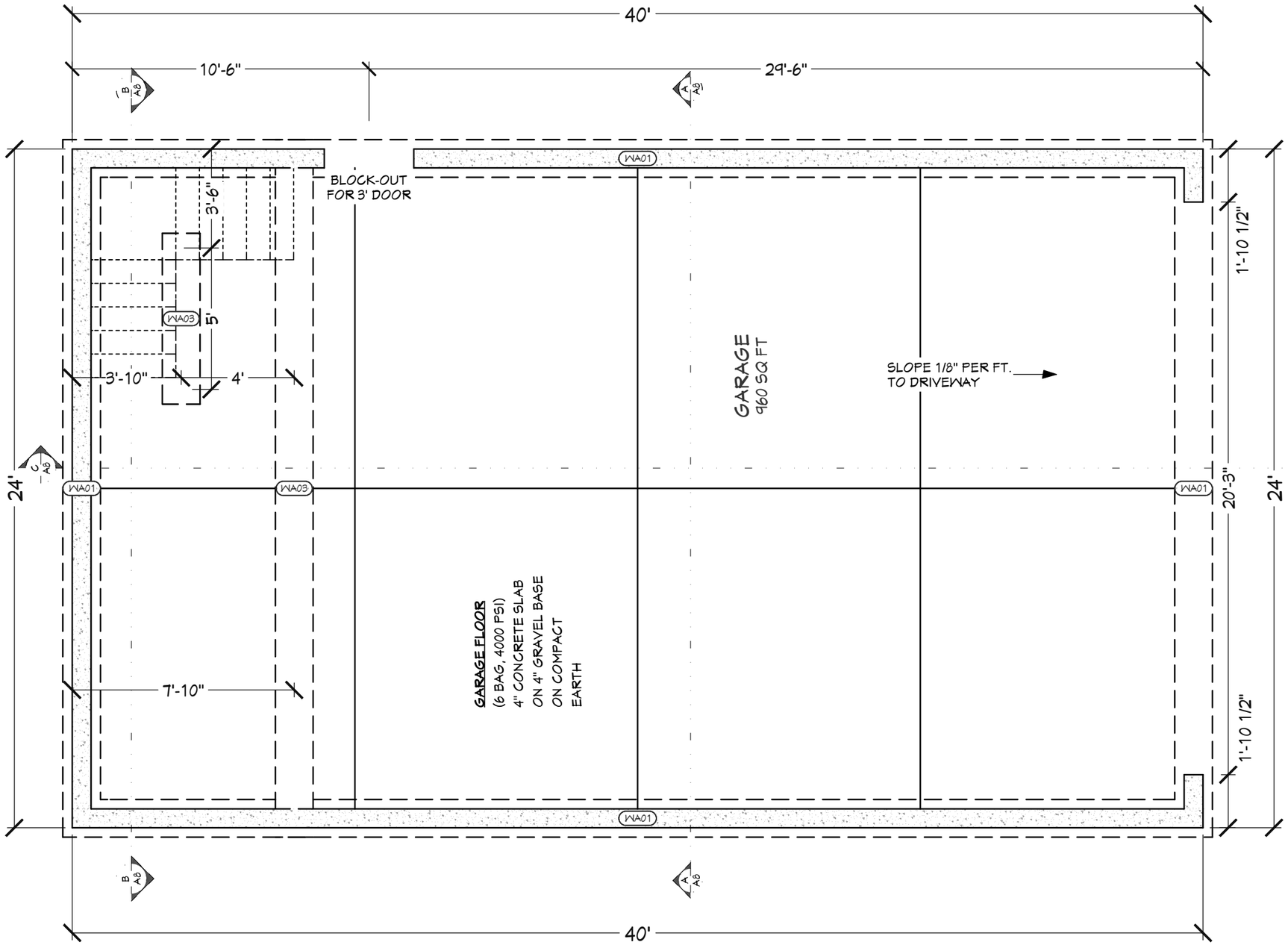

FOUNDATION PLAN 1/4 " = 1'-0"

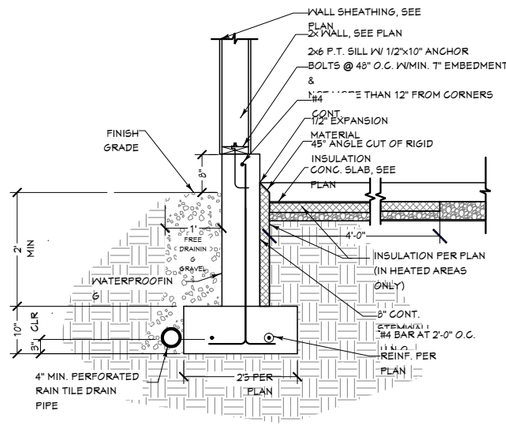

FOUNDATION @ GARAGE
SCALE: 3/8 " = 1'-0"

FOUNDATION NOTES:

ALL ANGLE 45° UNO
8" THICK WALLS CONCRETE FOUNDATION WALLS
ALL INTERIOR DIMENSIONS ARE TO CENTER OF FOOTING

FOUNDATION CONCRETE

FOOTING	60 Cu Yd
STEM WALLS	35 Cu Yd
CONCRETE SLAB	30 Cu Yd
TOTAL CONCRETE	125 Cu Yd

WALL SCHEDULE

NUMBER	WALL TYPE	WALL FOOTING
WA01	8" CONCRETE STEM WALL	16"
WA03	GRADE BEAM	16"

FOOTING SCHEDULE

	WIDTH	DEPTH	REINFORCEMENT
F1	16"	8"	(2) #4 CONT. REBAR

ALL FOOTINGS "F1" UNO

SHEET INDEX

PAGE	TITLE
A1	FLOOR PLAN - 1ST LEVEL
A2	FOUNDATION
A3	WALL BRACING - 1ST LEVEL
A4	FLOOR LAYOUT - 2ND LEVEL
A5	ROOF LAYOUT - 1ST LEVEL
A6	ELEVATIONS
A7	ELEVATIONS
A8	SECTION VIEWS
E1	ELECTRICAL - 1ST LEVEL
E2	ELECTRICAL - 2ND LEVEL

PROJECT NO.
19-018

DETACHED SHOP FOR DUARTE
WEST RICHLAND, WA

ANAYAZI

CONTRACTOR TO VERIFY ALL DETAILS, DIMENSIONS, AND SPECIFICATIONS PRIOR CONSTRUCTION, AND REPORT ANY OMISSIONS AND/OR ERRORS TO SMC DESIGN. THE PURCHASER OR BUILDER OF THIS PLAN RELEASES SMC DESIGN FROM ANY CLAIMS, LITIGATIONS OR SUITS THAT MAY ARISE DURING CONSTRUCTION OR ANYTIME THEREAFTER.

SHEET SIZE: ANSI B (11" x 17")
INITIAL DATE: 3/20/2019
PRINT DATE: 4/1/2019
DRAWN BY: Steve Curtis

FOUNDATION

SMC Design
SMC Design
208.249.7288
Nampa, ID

SHEET NUMBER
A2



WALL BRACING PLAN - 1ST LEVEL 1/4 " = 1'-0"

SHEET INDEX

PAGE	TITLE
A1	FLOOR PLAN - 1ST LEVEL
A2	FOUNDATION
A3	WALL BRACING - 1ST LEVEL
A4	FLOOR LAYOUT - 2ND LEVEL
A5	ROOF LAYOUT - 1ST LEVEL
A6	ELEVATIONS
A7	ELEVATIONS
A8	SECTION VIEWS
E1	ELECTRICAL - 1ST LEVEL
E2	ELECTRICAL - 2ND LEVEL

PROJECT NO.
19-018

DETACHED SHOP FOR DUARTE
WEST RICHLAND, WA

ANAJAZI

CONTRACTOR TO VERIFY ALL DETAILS, DIMENSIONS, AND SPECIFICATIONS PRIOR CONSTRUCTION, AND REPORT ANY OMISSIONS AND/OR ERRORS TO SMC DESIGN. THE PURCHASER OR BUILDER OF THIS PLAN RELEASES SMC DESIGN FROM ANY CLAIMS, LITIGATIONS OR SUITS THAT MAY ARISE DURING CONSTRUCTION OR ANYTIME THEREAFTER.

SHEET SIZE: ANSI B (11" x 17")

INITIAL DATE: 3/20/2019
PRINT DATE: 4/1/2019

DRAWN BY: Steve Curtis

WALL BRACING - 1ST LEVEL

SMC Design
SMC Design
208.249.7288
Nampa, ID

SHEET NUMBER
A3

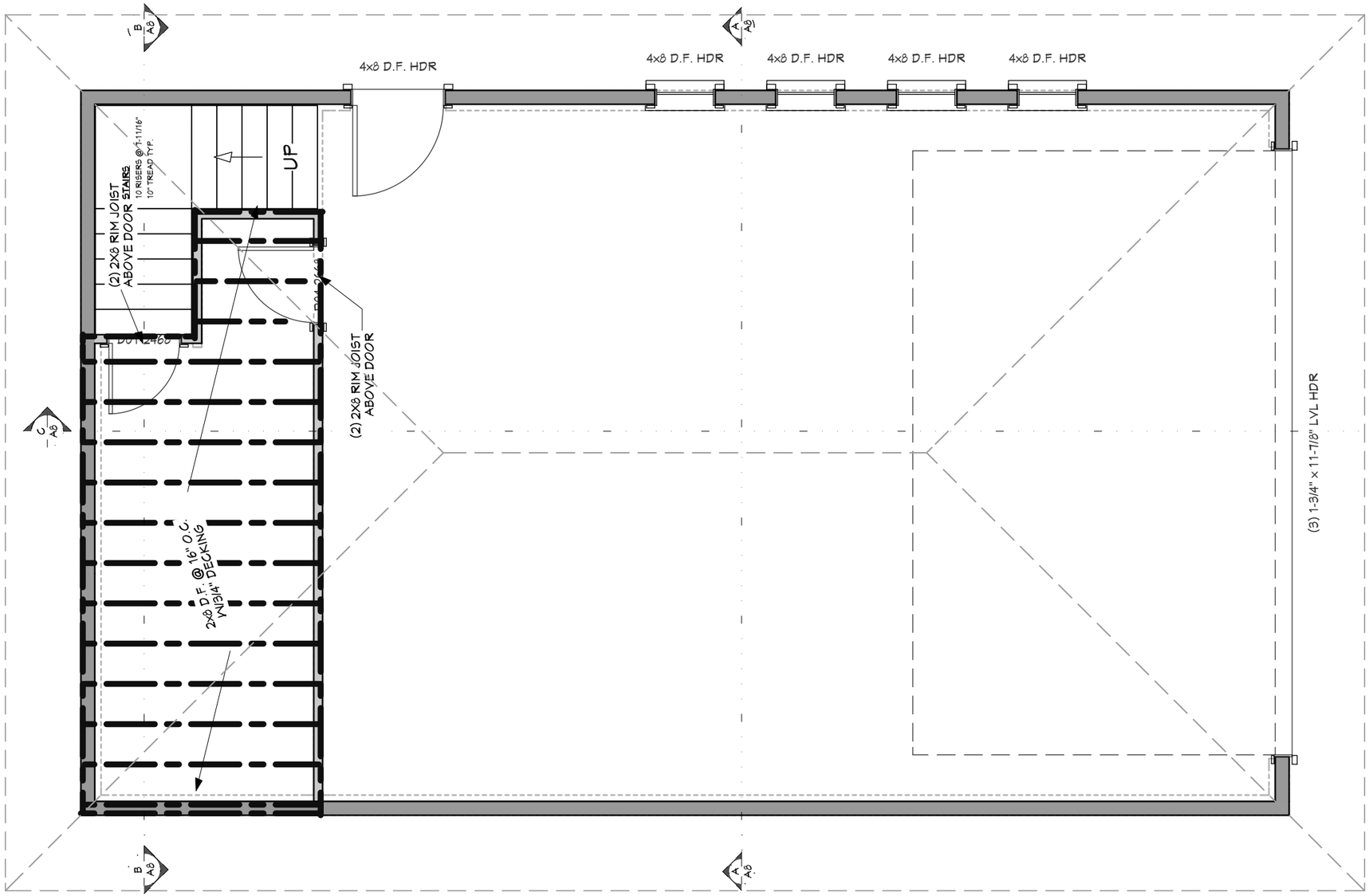

FLOOR FRAMING - 2ND LEVEL 1/4 " = 1'-0"

HEADER SCHEDULE	
NO.	TYPE
H01	(1) 4X8 D.F.
H02	(3) 1 3/4 X 11 7/8 LVL

SHEET INDEX

PAGE	TITLE
A1	FLOOR PLAN - 1ST LEVEL
A2	FOUNDATION
A3	WALL BRACING - 1ST LEVEL
A4	FLOOR LAYOUT - 2ND LEVEL
A5	ROOF LAYOUT - 1ST LEVEL
A6	ELEVATIONS
A7	ELEVATIONS
A8	SECTION VIEWS
E1	ELECTRICAL - 1ST LEVEL
E2	ELECTRICAL - 2ND LEVEL

PROJECT NO.
19-018

DETACHED SHOP FOR DUARTE
WEST RICHLAND, WA

ANASAZI

CONTRACTOR TO VERIFY ALL DETAILS, DIMENSIONS, AND SPECIFICATIONS PRIOR CONSTRUCTION, AND REPORT ANY OMISSIONS AND/OR ERRORS TO SMC DESIGN. THE PURCHASER OR BUILDER OF THIS PLAN RELEASES SMC DESIGN FROM ANY CLAIMS, LITIGATIONS OR SUITS THAT MAY ARISE DURING CONSTRUCTION OR ANYTIME THEREAFTER.

SHEET SIZE: ANSI B (11" x 17")

INITIAL DATE: 3/20/2019
PRINT DATE: 4/1/2019

DRAWN BY: Steve Curtis

FLOOR LAYOUT - 2ND LEVEL

SMC Design
SMC Design
208.249.7288
Nampa, ID

SHEET NUMBER
A4

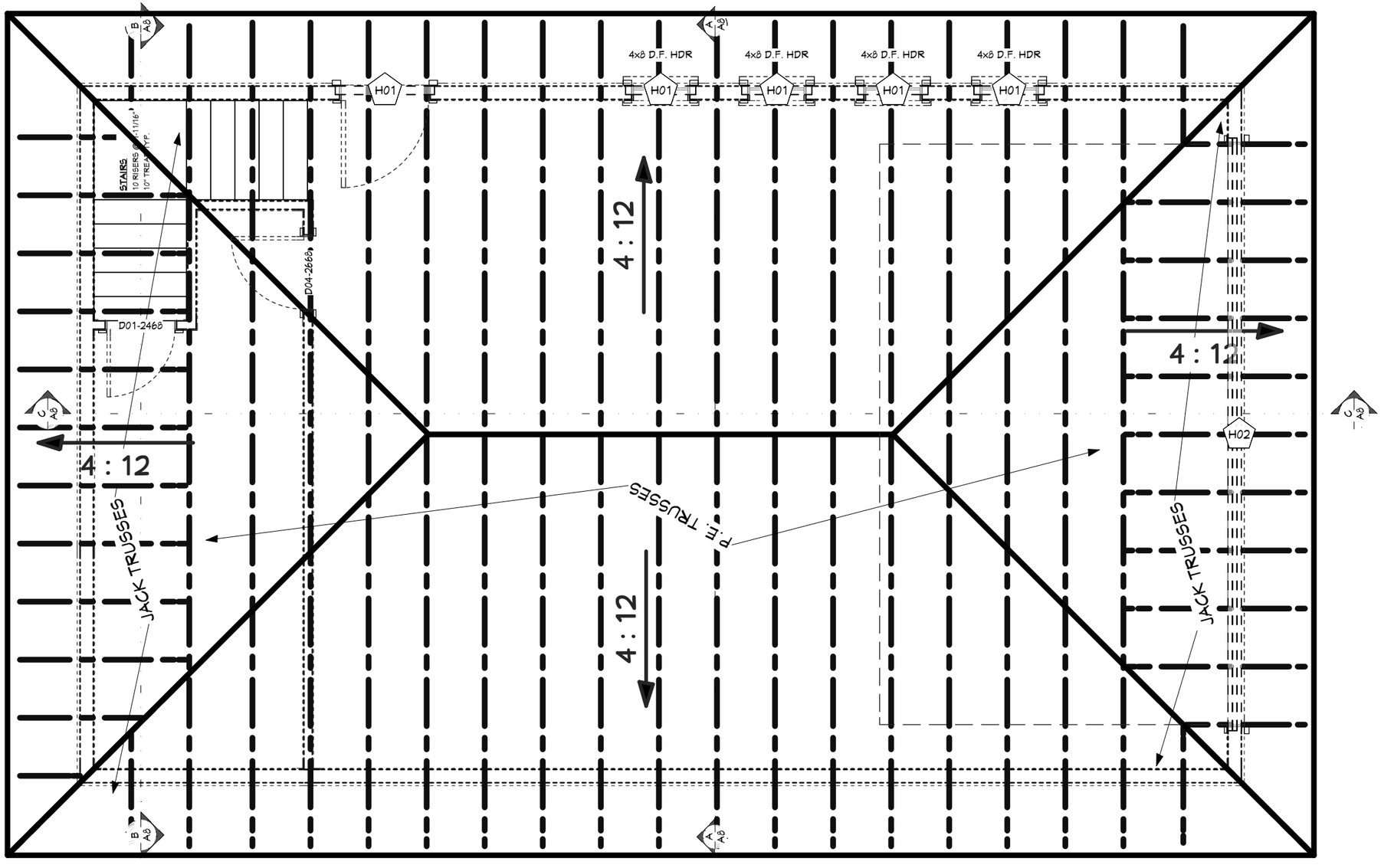

ROOF LAYOUT - 1ST LEVEL 1/4 " = 1'-0"

HEADER SCHEDULE	
NO	TYPE
H01	(1) 4X8 D.F
H02	(3) 1 3/4 X 11 7/8 LVL

ROOF MATERIALS

RIDGE CAP	189 Ft
VALLEY FLASHING	160 Ft
90 DEG. FLASHING	170 Ft
BEND TO SLOPE FLASHING	160 Ft
RIDGE VENT	197 Ft
METAL ROOFING (3' WIDE)	
SHINGLES	7180 Sq. Ft.
OSB	220 Ea
GABLE FASCIA	652 Ft
EAVE FASCIA	483 Ft
DRIP EDGE	1138 Ft

ROOF FRAMING NOTES:

ALL EAVE OVERHANGS 24" UNO
ALL GABLE OVERHANGS 18" UNO

SHEET INDEX

PAGE	TITLE
A1	FLOOR PLAN - 1ST LEVEL
A2	FOUNDATION
A3	WALL BRACING - 1ST LEVEL
A4	FLOOR LAYOUT - 2ND LEVEL
A5	ROOF LAYOUT - 1ST LEVEL
A6	ELEVATIONS
A7	ELEVATIONS
A8	SECTION VIEWS
E1	ELECTRICAL - 1ST LEVEL
E2	ELECTRICAL - 2ND LEVEL

PROJECT NO.
19-018

DETACHED SHOP FOR DUARTE
WEST RICHLAND, WA

ANASAZI

CONTRACTOR TO VERIFY ALL DETAILS, DIMENSIONS, AND SPECIFICATIONS PRIOR CONSTRUCTION, AND REPORT ANY OMISSIONS AND/OR ERRORS TO SMC DESIGN. THE PURCHASER OR BUILDER OF THIS PLAN RELEASES SMC DESIGN FROM ANY CLAIMS, LITIGATIONS OR SUITS THAT MAY ARISE DURING CONSTRUCTION OR ANYTIME THEREAFTER.

SHEET SIZE: ANSI B (11" x 17")

INITIAL DATE: 3/20/2019
PRINT DATE: 4/1/2019

DRAWN BY: Steve Curtis

ROOF LAYOUT - 1ST LEVEL

SMC Design
208.249.7288
Nampa, ID

SHEET NUMBER
A5
PAGE 5 OF 10

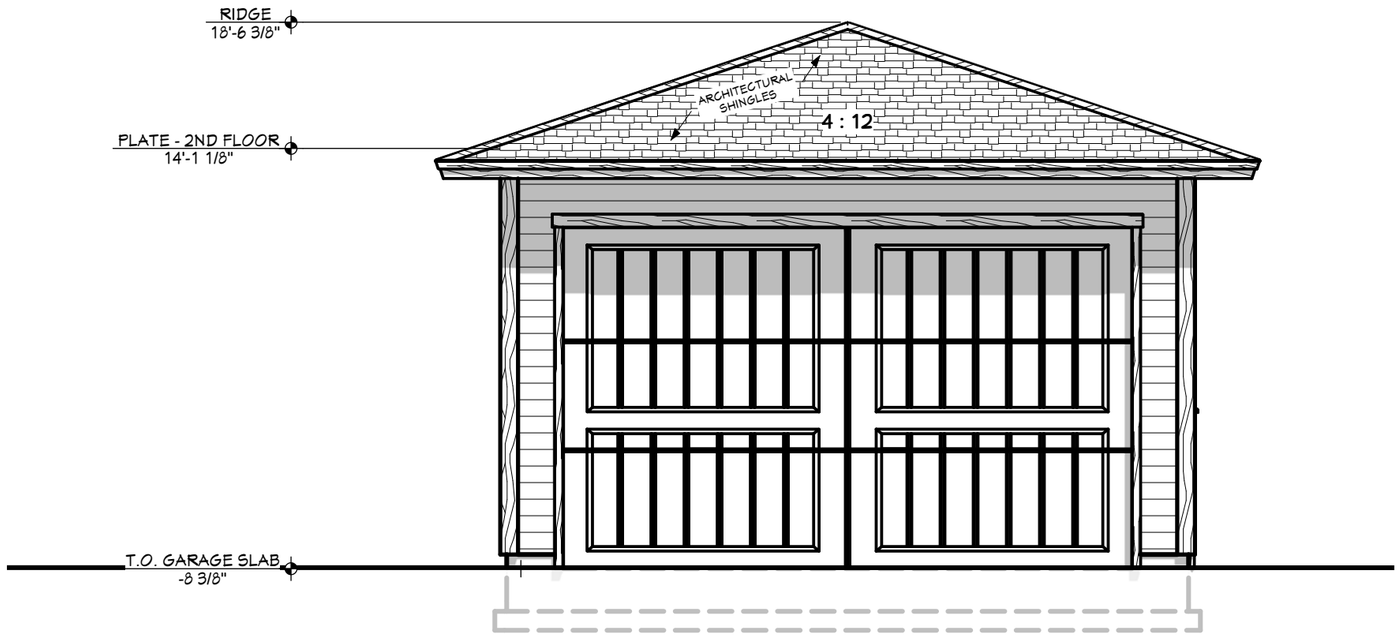

FRONT ELEVATION 3/16 " = 1'-0"

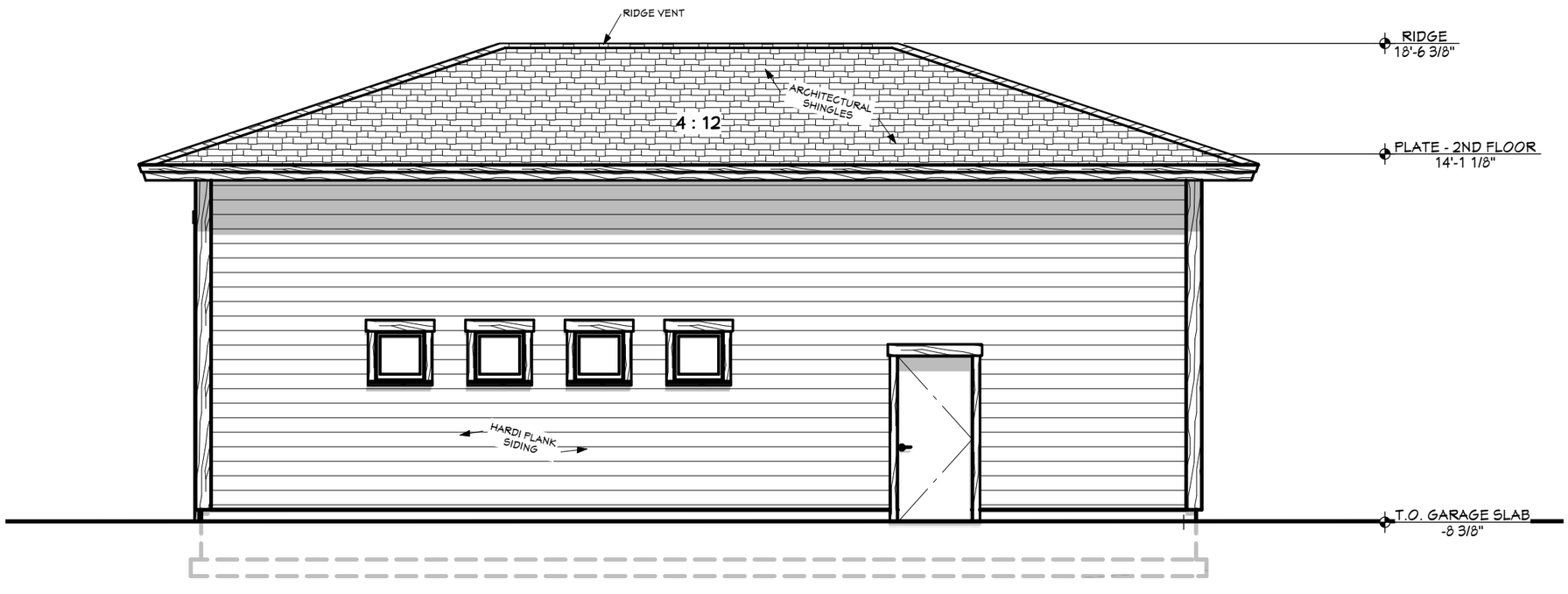

RIGHT ELEVATION 3/16 " = 1'-0"

SHEET INDEX	
PAGE	TITLE
A1	FLOOR PLAN - 1ST LEVEL
A2	FOUNDATION
A3	WALL BRACING - 1ST LEVEL
A4	FLOOR LAYOUT - 2ND LEVEL
A5	ROOF LAYOUT - 1ST LEVEL
A6	ELEVATIONS
A7	ELEVATIONS
A8	SECTION VIEWS
E1	ELECTRICAL - 1ST LEVEL
E2	ELECTRICAL - 2ND LEVEL

PROJECT NO.
19-018

DETACHED SHOP FOR DUARTE
WEST RICHLAND, WA

ANASAZI FOUNDATION SYSTEMS

CONTRACTOR TO VERIFY ALL DETAILS, DIMENSIONS, AND SPECIFICATIONS PRIOR CONSTRUCTION, AND REPORT ANY OMISSIONS AND/OR ERRORS TO SMC DESIGN. THE PURCHASER OR BUILDER OF THIS PLAN RELEASES SMC DESIGN FROM ANY CLAIMS, LITIGATIONS OR SUITS THAT MAY ARISE DURING CONSTRUCTION OR ANYTIME THEREAFTER.

SHEET SIZE: ANSI B (11" x 17")

INITIAL DATE: 3/20/2019
PRINT DATE: 4/1/2019

DRAWN BY: Steve Curtis

ELEVATIONS

SMC Design
SMC Design
208.249.7288
Nampa, ID

SHEET NUMBER
A6

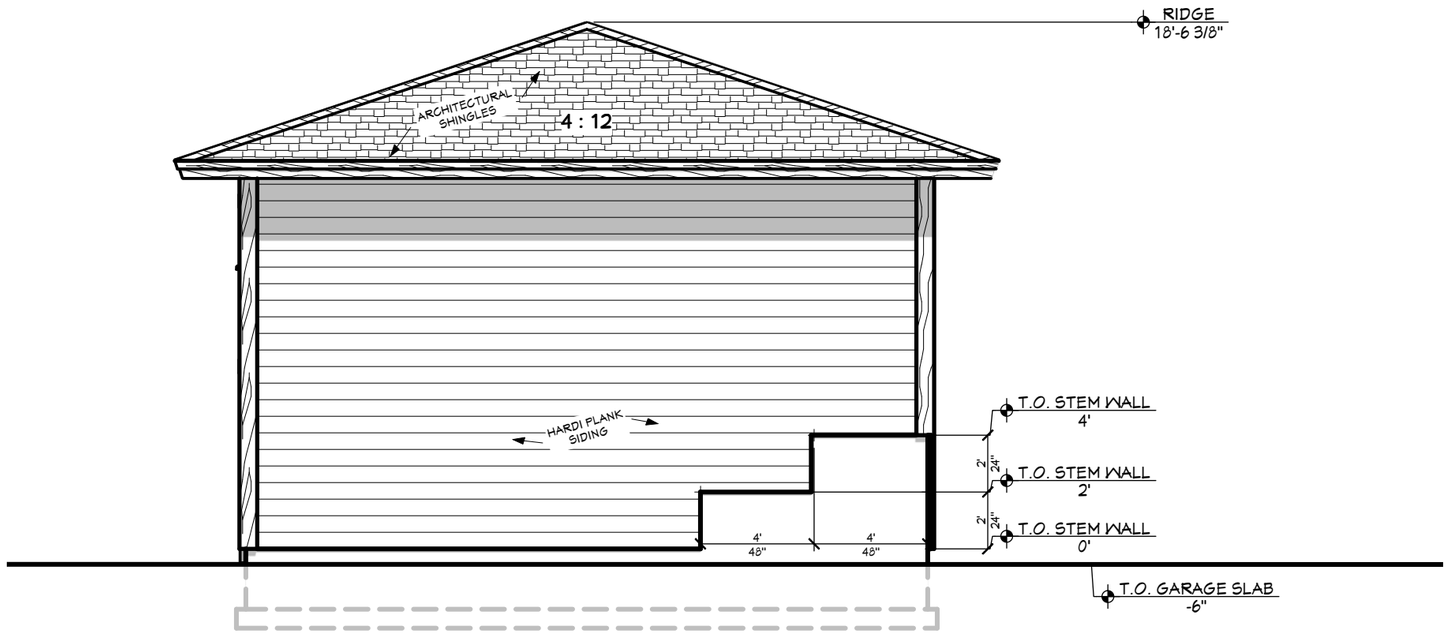

REAR ELEVATION 3/16 " = 1'-0"

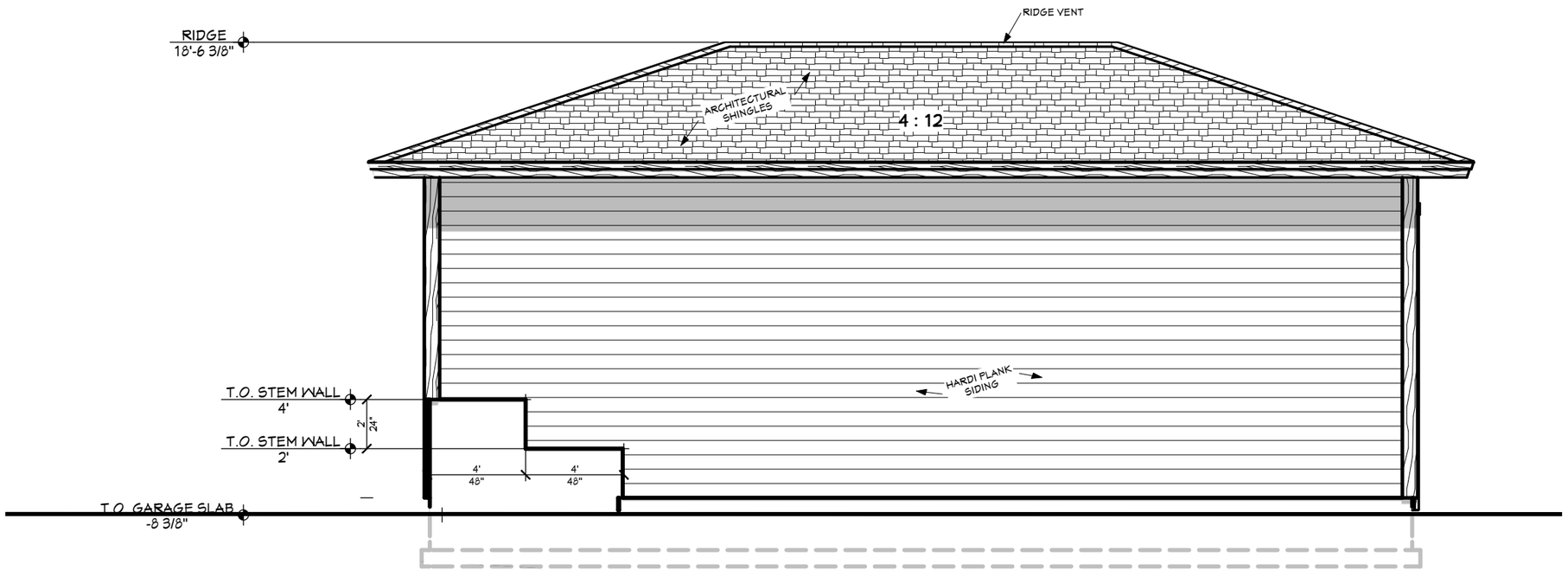

LEFT ELEVATION 3/16 " = 1'-0"

SHEET INDEX

PAGE	TITLE
A1	FLOOR PLAN - 1ST LEVEL
A2	FOUNDATION
A3	WALL BRACING - 1ST LEVEL
A4	FLOOR LAYOUT - 2ND LEVEL
A5	ROOF LAYOUT - 1ST LEVEL
A6	ELEVATIONS
A7	ELEVATIONS
A8	SECTION VIEWS
E1	ELECTRICAL - 1ST LEVEL
E2	ELECTRICAL - 2ND LEVEL

PROJECT NO.
19-018

DETACHED SHOP FOR DUARTE
WEST RICHLAND, WA

CONTRACTOR TO VERIFY ALL DETAILS, DIMENSIONS, AND SPECIFICATIONS PRIOR CONSTRUCTION, AND REPORT ANY OMISSIONS AND/OR ERRORS TO SMC DESIGN. THE PURCHASER OR BUILDER OF THIS PLAN RELEASES SMC DESIGN FROM ANY CLAIMS, LITIGATIONS OR SUITS THAT MAY ARISE DURING CONSTRUCTION OR ANYTIME THEREAFTER.

SHEET SIZE: ANSI B (11" x 17")

INITIAL DATE: 3/20/2019
PRINT DATE: 4/1/2019

DRAWN BY: Steve Curtis

ELEVATIONS

SMC Design
208.249.7288
Nampa, ID

SHEET NUMBER
A7

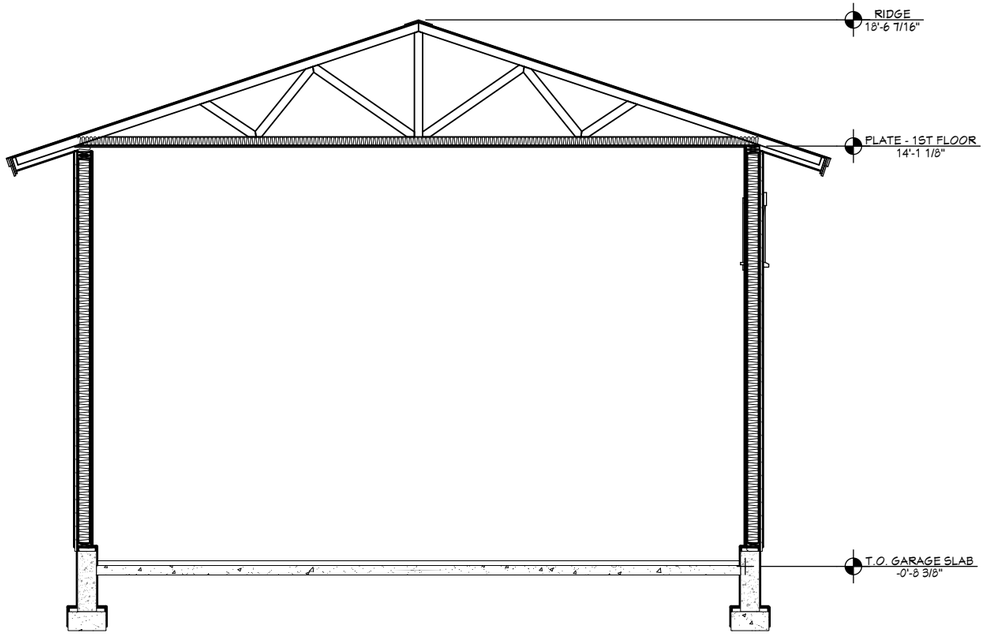

VIEW A - A 3/16 " = 1'-0"

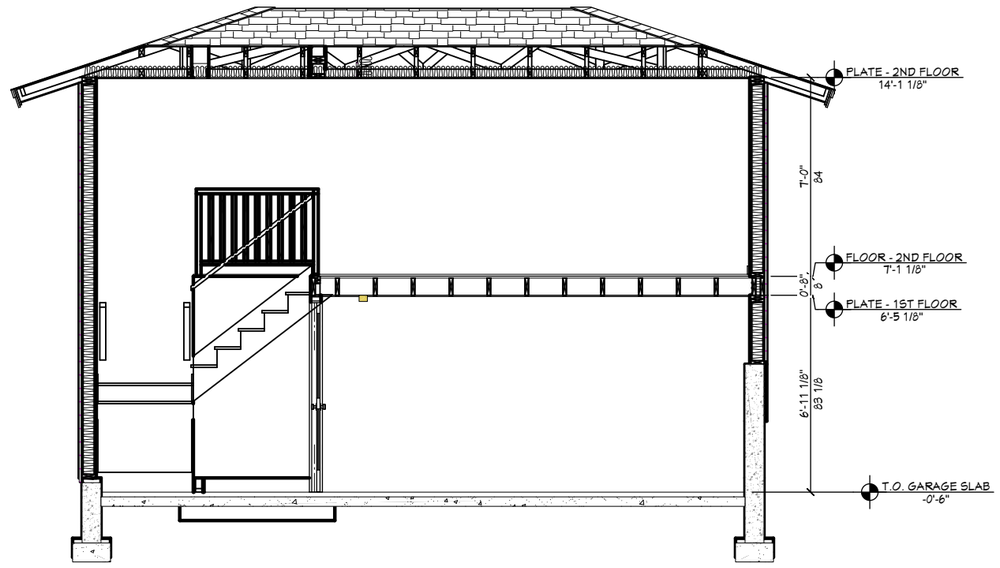

VIEW B - B 3/16 " = 1'-0"

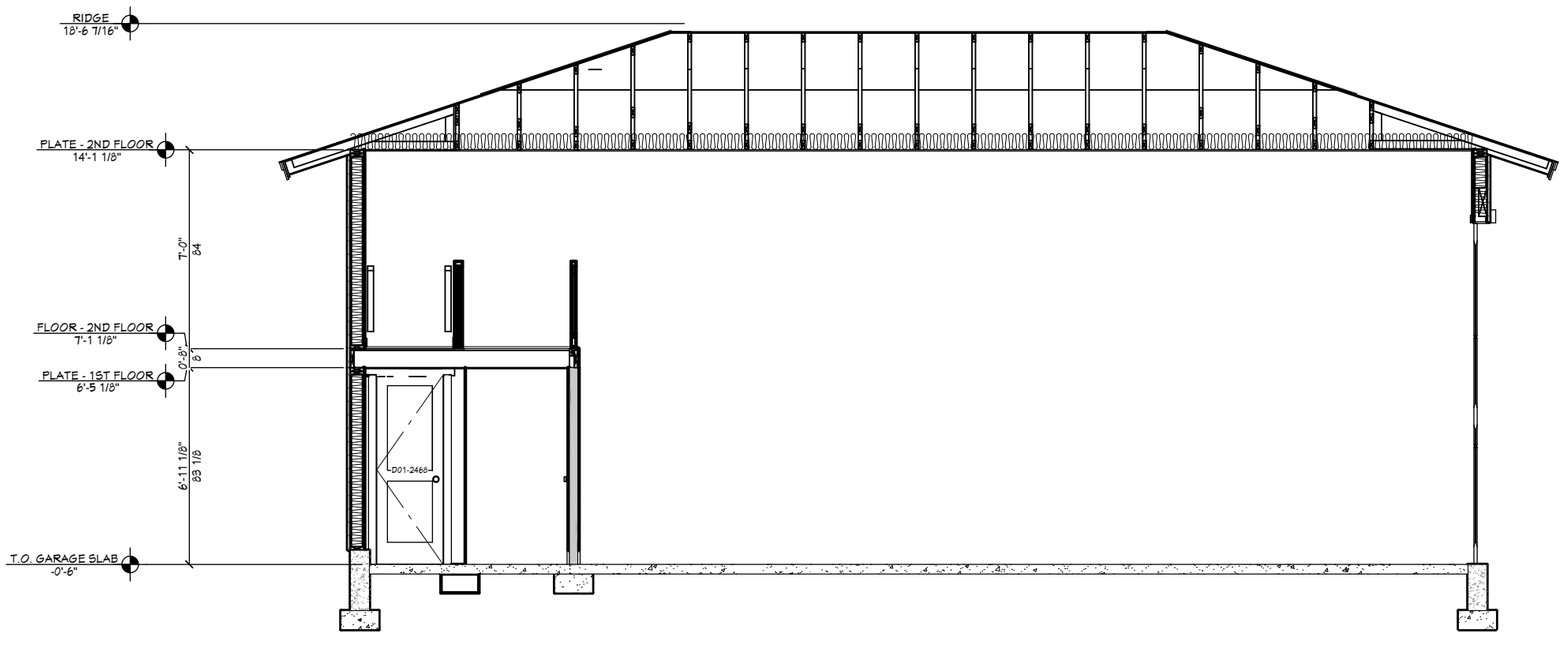

VIEW C - C 3/16 " = 1'-0"

HEADER SCHEDULE	
NO.	TYPE
H01	(1) 4X8 D.F.
H02	(3) 1 3/4 X 11 7/8 LVL

SHEET INDEX

PAGE	TITLE
A1	FLOOR PLAN - 1ST LEVEL
A2	FOUNDATION
A3	WALL BRACING - 1ST LEVEL
A4	FLOOR LAYOUT - 2ND LEVEL
A5	ROOF LAYOUT - 1ST LEVEL
A6	ELEVATIONS
A7	ELEVATIONS
A8	SECTION VIEWS
E1	ELECTRICAL - 1ST LEVEL
E2	ELECTRICAL - 2ND LEVEL

PROJECT NO.
19-018

DETACHED SHOP FOR DUARTE
WEST RICHLAND, WA

CONTRACTOR TO VERIFY ALL DETAILS, DIMENSIONS, AND SPECIFICATIONS PRIOR CONSTRUCTION, AND REPORT ANY OMISSIONS AND/OR ERRORS TO SMC DESIGN. THE PURCHASER OR BUILDER OF THIS PLAN RELEASES SMC DESIGN FROM ANY CLAIMS, LITIGATIONS OR SUITS THAT MAY ARISE DURING CONSTRUCTION OR ANYTIME THEREAFTER.

SHEET SIZE: ANSI B (11" x 17")

INITIAL DATE: 3/20/2019
PRINT DATE: 4/1/2019

DRAWN BY: Steve Curtis

SECTION VIEWS

SMC Design
208.249.7288
Nampa, ID

SHEET NUMBER
A8

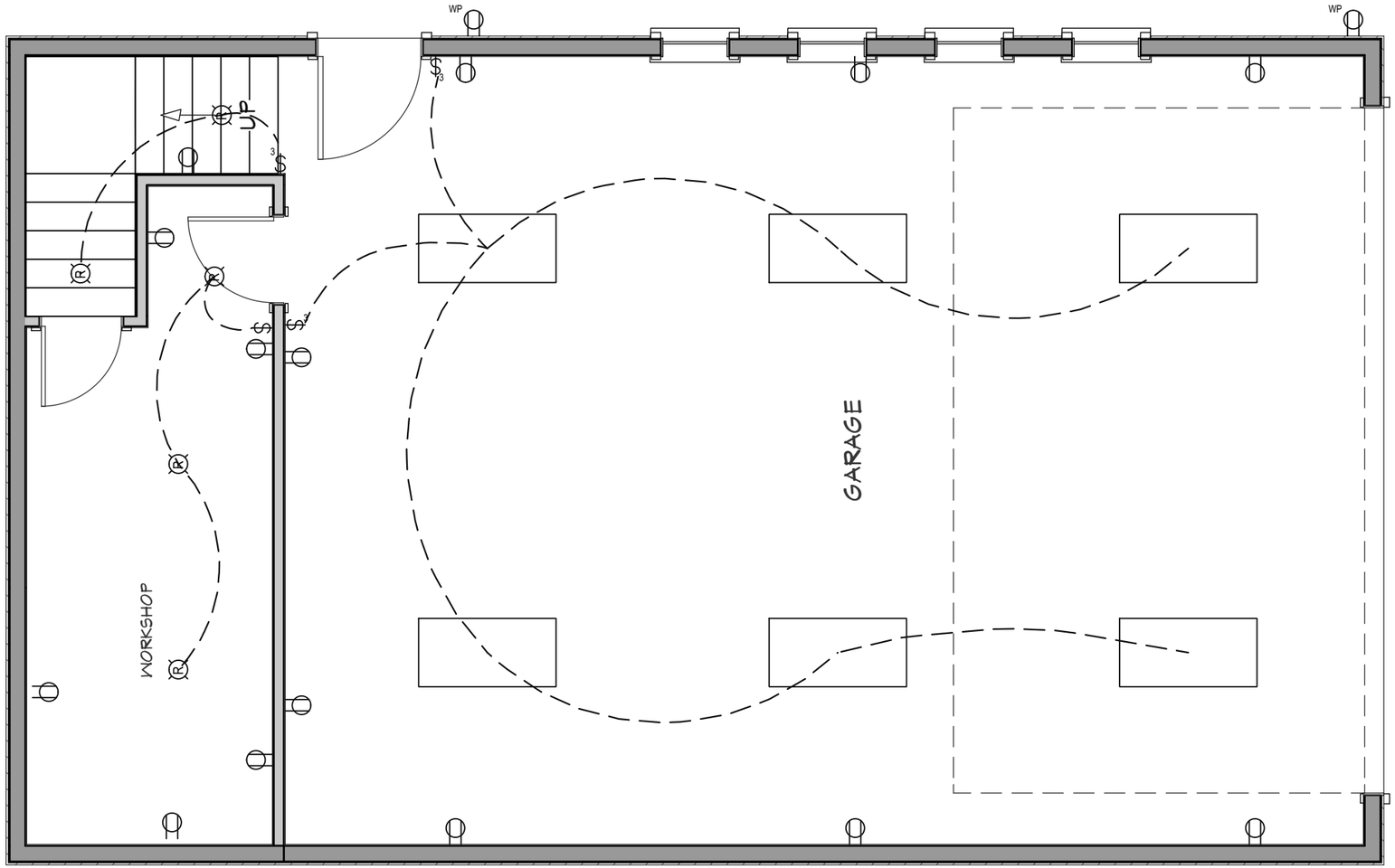

ELECTRICAL - 1ST LEVEL 1/4 " = 1'-0"

ELECTRICAL SCHEDULE

NUMBER	QTY	2D SYM BOL	FLOOR	DESCRIPTION
E01	6		1	MEDIUM DOUBLE SURFACE MOUNTED TUBE LIGHT (46W 2 I D)
E02	3	$3	1	THREE WAY
E03	14		1	DUPLEX
E04	1	$	1	SINGLE POLE
E05	5	R	1	RECESSED DOWN LIGHT 6
E06	2	GFI	1	DUPLEX (WEATHERPROOF)
E07	1	$3	2	THREE WAY
E08	3		2	DUPLEX
E09	2	R	2	RECESSED DOWN LIGHT 6
E10	1	$	2	SINGLE POLE

SHEET INDEX

PAGE	TITLE
A1	FLOOR PLAN - 1ST LEVEL
A2	FOUNDATION
A3	WALL BRACING - 1ST LEVEL
A4	FLOOR LAYOUT - 2ND LEVEL
A5	ROOF LAYOUT - 1ST LEVEL
A6	ELEVATIONS
A7	ELEVATIONS
A8	SECTION VIEWS
E1	ELECTRICAL - 1ST LEVEL
E2	ELECTRICAL - 2ND LEVEL

PROJECT NO.
19-018

DETACHED SHOP FOR DUARTE
WEST RICHLAND, WA

ANAJAZI

CONTRACTOR TO VERIFY ALL DETAILS, DIMENSIONS, AND SPECIFICATIONS PRIOR CONSTRUCTION, AND REPORT ANY OMISSIONS AND/OR ERRORS TO SMC DESIGN. THE PURCHASER OR BUILDER OF THIS PLAN RELEASES SMC DESIGN FROM ANY CLAIMS, LITIGATIONS OR SUITS THAT MAY ARISE DURING CONSTRUCTION OR ANYTIME THEREAFTER.

SHEET SIZE: ANSI B (11" x 17")

INITIAL DATE: 3/20/2019
PRINT DATE: 4/1/2019

DRAWN BY: Steve Curtis

ELECTRICAL - 1ST LEVEL

SMC Design
208.249.7288
Nampa, ID

SHEET NUMBER
E1

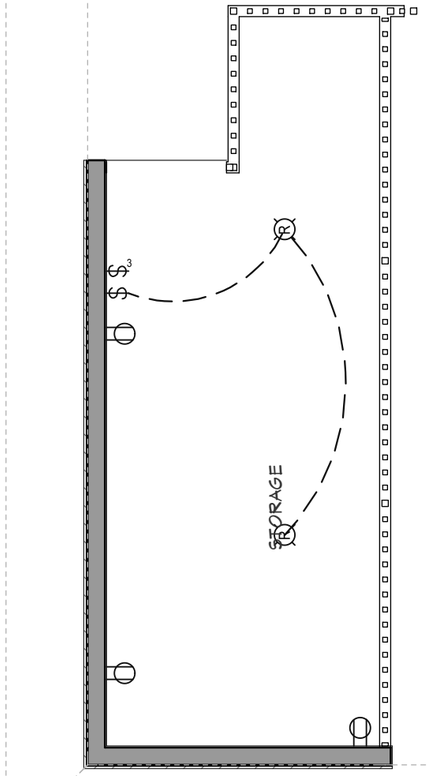

ELECTRICAL - 2ND LEVEL 1/4 " = 1'-0"

ELECTRICAL SCHEDULE

NUMBER	QTY	2D SYM BOL	FLOOR	DESCRIPTION
E01	6		1	MEDIUM DOUBLE SURFACE MOUNTED TUBE LIGHT (46W2 I D)
E02	3	$3	1	THREE WAY
E03	14		1	DUPLEX
E04	1	$	1	SINGLE POLE
E05	5	R	1	RECESSED DOWN LIGHT 6
E06	2	WP	1	DUPLEX (WEATHERPROOF)
E07	1	$3	2	THREE WAY
E08	3		2	DUPLEX
E09	2	R	2	RECESSED DOWN LIGHT 6
E10	1	$	2	SINGLE POLE

SHEET INDEX

PAGE	TITLE
A1	FLOOR PLAN - 1ST LEVEL
A2	FOUNDATION
A3	WALL BRACING - 1ST LEVEL
A4	FLOOR LAYOUT - 2ND LEVEL
A5	ROOF LAYOUT - 1ST LEVEL
A6	ELEVATIONS
A7	ELEVATIONS
A8	SECTION VIEWS
E1	ELECTRICAL - 1ST LEVEL
E2	ELECTRICAL - 2ND LEVEL

PROJECT NO.
19-018

DETACHED SHOP FOR DUARTE
WEST RICHLAND, WA

ANASAZI FOUNDATIONS

CONTRACTOR TO VERIFY ALL DETAILS, DIMENSIONS, AND SPECIFICATIONS PRIOR CONSTRUCTION, AND REPORT ANY OMISSIONS AND/OR ERRORS TO SMC DESIGN. THE PURCHASER OR BUILDER OF THIS PLAN RELEASES SMC DESIGN FROM ANY CLAIMS, LITIGATIONS OR SUITS THAT MAY ARISE DURING CONSTRUCTION OR ANYTIME THEREAFTER.

SHEET SIZE: ANSI B (11" x 17")

INITIAL DATE: 3/20/2019
PRINT DATE: 4/1/2019

DRAWN BY: Steve Curtis

ELECTRICAL - 2ND LEVEL

SMC Design
208.249.7288
Nampa, ID

SHEET NUMBER
E2