PRELIMINARY
NOT FOR CONSTRUCTION

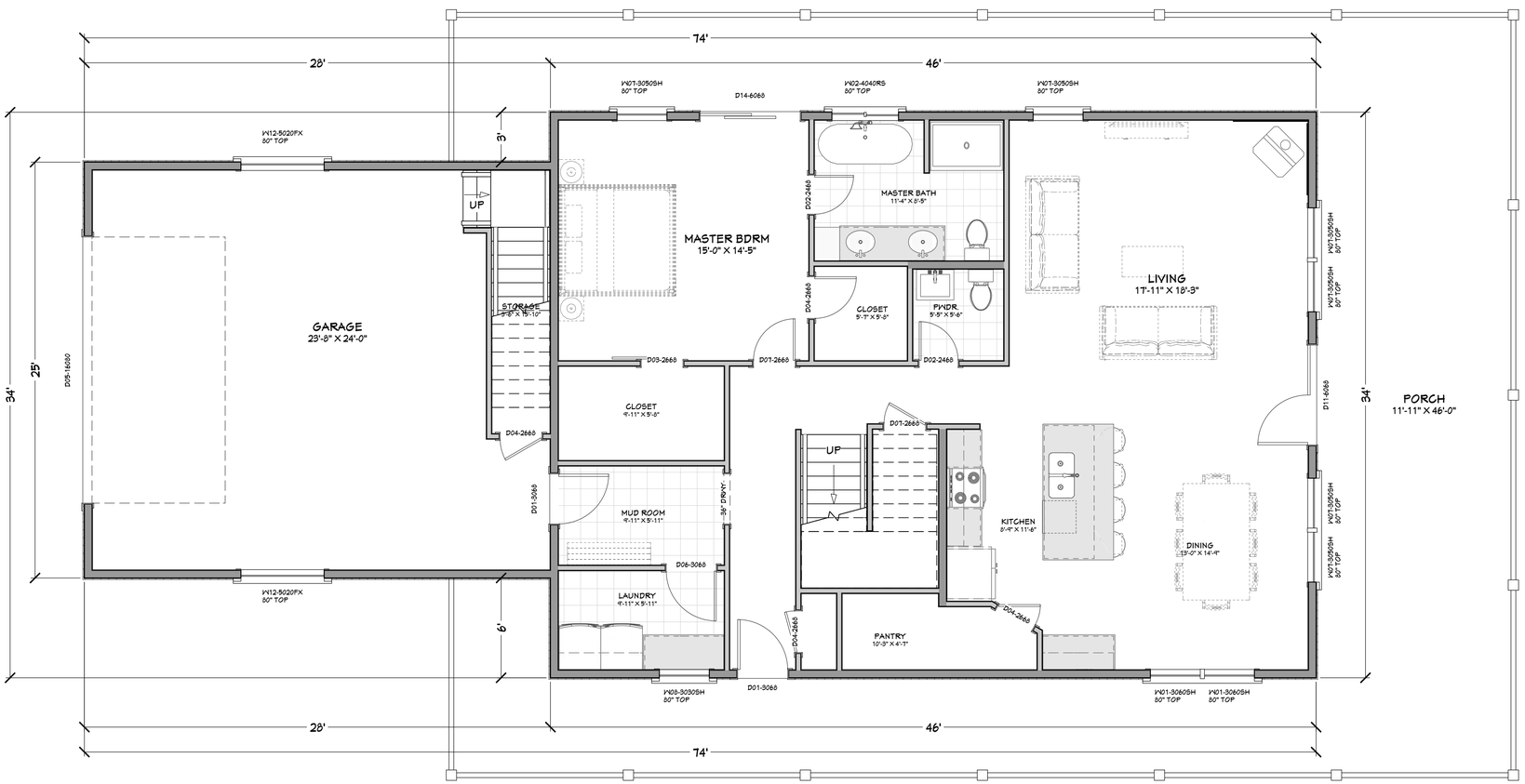

FLOOR PLAN - 1ST LEVEL 1/4 " = 1'-0"

DOOR SCHEDULE

NUMBER	QTY	FLOOR	SIZE	WIDTH	HEIGHT	TYPE	TEMPERED	FIRE	COMMENTS	CALC #	NUMBER
D01	2	I	3068 L RX	36"	80"	HINGED					D01
D02	5	I	2468 L RX	24"	80"	HINGED					D02
D03	1	I	2668	30"	80"	BARN					D03
D04	4	I	2868	32"	80"	CLOSET					D04
D05	1	I	2668 L IN	30"	80"	HINGED					D05
D06	1	I	3068 L IN	36"	80"	HINGED					D06
D07	2	I	2868 R IN	32"	80"	HINGED					D07
D08	1	I	2468 R IN	24"	80"	HINGED					D08
D09	2	E	2668 R IN	30"	80"	HINGED					D09
D10	2	E	6068 L EX	72"	80"	DOUBLE HINGED					D10
D11	2	E	6068 R EX	72"	80"	SLIDER					D11
D12	1	I	3068 R IN	36"	80"	HINGED					D12
D13	1	E	2868	32"	80"	HINGED					D13
D14	1	I	6068 R RX	72"	80"	SLIDER					D14

WINDOW SCHEDULE

NUMBER	QTY	FLOOR	SIZE	WIDTH	HEIGHT	FGRFRS	TEMPERED	DESCRIPTION	COMMENTS	CALC #	NUMBER
W01	2	I	3060SH	36"	72"			SINGLE HUNG			W01
W02	2	I	4040RS	48"	48"			SINGLE SLIDING			W02
W03	2	E	6040FX	72"	48"			FIXED GLASS			W03
W04	3	E	6030FX	72"	36"			FIXED GLASS			W04
W05	3	E	4040RS	48"	48"			SINGLE SLIDING			W05
W06	6	E	3040FX	36"	48"			FIXED GLASS			W06
W07	6	I	3050SH	36"	60"			SINGLE HUNG			W07
W08	1	I	3030SH	36"	30"			SINGLE HUNG			W08
W09	1	I	4040RS	48"	48"			RIGHT SLIDING			W09
W11	2	E	6050FX	72"	60"			FIXED GLASS			W11
W12	2	E	5020FX	60"	24"			FIXED GLASS			W12

MAIN LEVEL NOTES:

ALL ANGLE 45° UNO
2x6 EXT. WALLS @ 16" O.C.
9'-1 1/8" PLATE HEIGHT UNO
ALL PARTITION DIMENSIONS
ARE TO FACE OF STUD

MAIN LEVEL	1564	sq. ft.
UPPER LEVEL	1320	sq. ft.
TOTAL LIVING SPACE	2884	sq. ft.
UNFINISHED ATTIC	398	sq. ft.
GARAGE	697	sq. ft.
COV'D PORCH/DECK	1235	sq. ft.

SHEET INDEX

PAGE	TITLE
A1	FLOOR PLAN - 1ST LEVEL
A2	FLOOR PLAN - 2ND LEVEL
A3	ELEVATIONS
A4	ELEVATIONS

PRELIMINARY
NOT FOR CONSTRUCTION

PROJECT NO.
20-042

3 BDRM - 2-1/2 BATH 2 STORY W/LOFT
HENDERSON NEW PLYMOUTH, ID

CONTRACTOR TO VERIFY ALL DETAILS, DIMENSIONS, AND SPECIFICATIONS PRIOR CONSTRUCTION, AND REPORT ANY OMISSIONS AND/OR ERRORS TO SMC DESIGN. THE PURCHASER OR BUILDER OF THIS PLAN RELEASES SMC DESIGN FROM ANY CLAIMS, LITIGATIONS OR SUITS THAT MAY ARISE DURING CONSTRUCTION OR ANYTIME THEREAFTER.

SHEET SIZE
ARCH D (24" x 36")

INITIAL DATE: 8/18/2020
PRINT DATE: 9/9/2020

DRAWN BY:
Steve

FLOOR PLAN - 1ST LEVEL

SMC Design
SMC Design
208.249.7288
Nampa, ID

SHEET NUMBER
A1
PAGE 1

PRELIMINARY
NOT FOR CONSTRUCTION

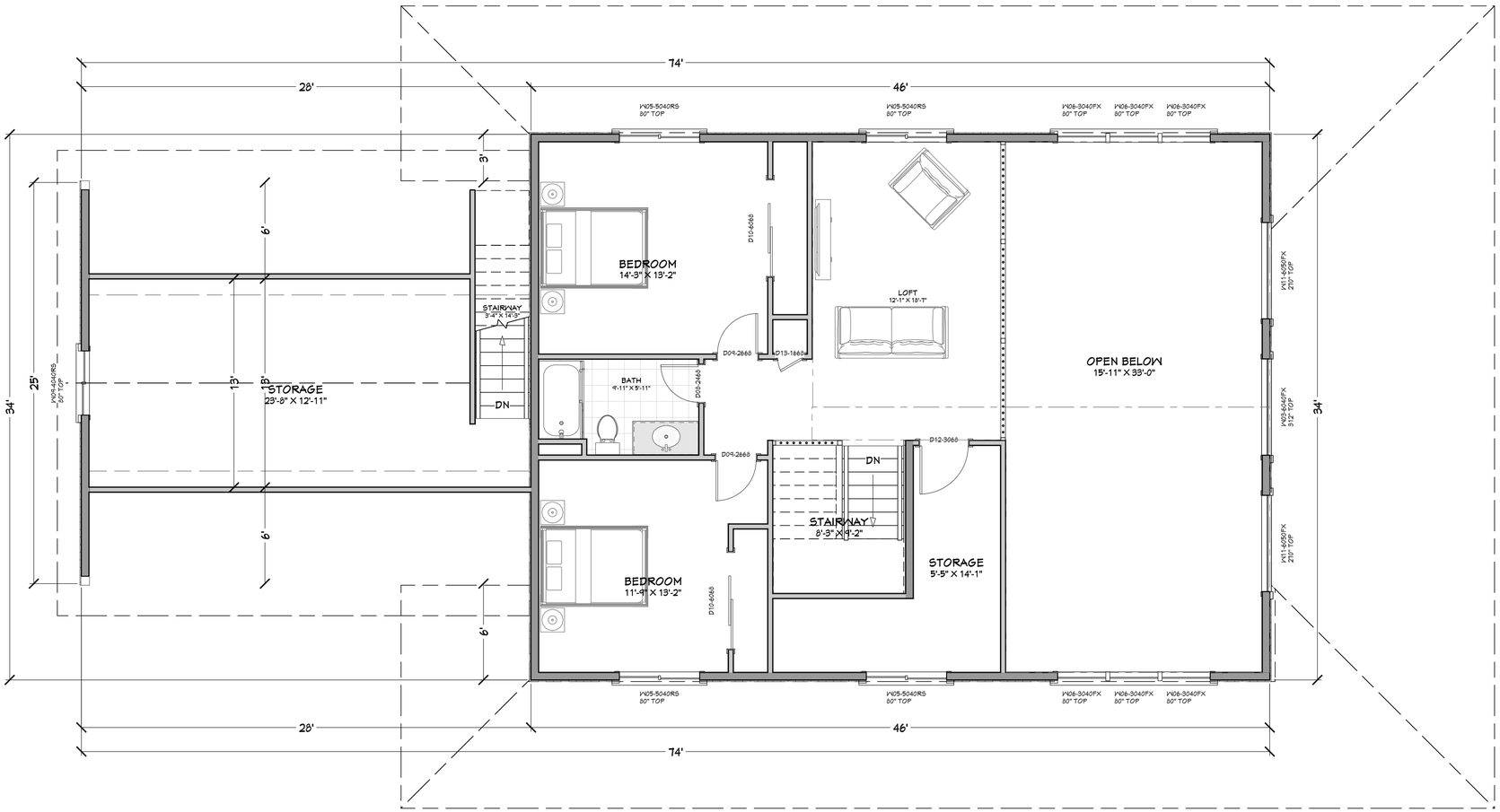

FLOOR PLAN - 2ND LEVEL 1/4 " = 1'-0"

DOOR SCHEDULE

NUMBER	QTY	FLOOR	SIZE	WIDTH	HEIGHT	TYPE	TEMPERED	FIRE	COMMENTS	CALC #	NUMBER
D01	2	I	3068 L IN	36"	80"	HINGED					D01
D02	2	I	3068 R IN	36"	80"	HINGED					D02
D03	1	I	2668	30"	80"	BARN					D03
D04	4	I	2868	32"	80"	HINGED					D04
D05	1	I	2668 IN	32"	80"	CLOSET					D05
D06	1	I	3068 L IN	36"	80"	HINGED					D06
D07	2	I	2868 R IN	32"	80"	HINGED					D07
D08	2	I	2868 R IN	32"	80"	HINGED					D08
D09	2	I	2668 R IN	30"	80"	HINGED					D09
D10	2	I	6068 L EX	72"	80"	DOUBLE HINGED					D10
D11	2	I	6068 R EX	72"	80"	SLIDER					D11
D12	1	I	3068 R IN	36"	80"	HINGED					D12
D13	1	I	2868	32"	80"	HINGED					D13
D14	1	I	6068 R EX	72"	80"	SLIDER					D14

WINDOW SCHEDULE

NUMBER	QTY	FLOOR	SIZE	WIDTH	HEIGHT	FGRFRS	TEMPERED	DESCRIPTION	COMMENTS	CALC #	NUMBER
W01	2	I	3060H	36"	72"			SINGLE HUNG			W01
W02	2	I	4040SQ	48"	48"			SINGLE HUNG			W02
W03	2	I	6040FX	72"	48"			FIXED GLASS			W03
W04	3	I	6030FX	72"	36"			FIXED GLASS			W04
W05	4	I	5040RS	60"	48"			SINGLE HUNG			W05
W06	6	I	3040FX	36"	48"			FIXED GLASS			W06
W07	6	I	3050H	36"	60"			SINGLE HUNG			W07
W08	1	I	3030H	36"	36"			SINGLE HUNG			W08
W09	1	I	4048SL	48"	48"			RIGHT SLIDING			W09
W11	2	2	6050FX	72"	60"			FIXED GLASS			W11
W12	2	2	5020FX	60"	24"			FIXED GLASS			W12

UPPER LEVEL NOTES:

ALL ANGLE 45° UNO
2x6 EXT. WALLS @ 16" O.C.
8'-1 1/8" PLATE HEIGHT UNO
ALL PARTITION DIMENSIONS
ARE TO FACE OF STUD

MAIN LEVEL	1564	sq. ft.
UPPER LEVEL	1320	sq. ft.
TOTAL LIVING SPACE	2884	sq. ft.
UNFINISHED ATTIC	398	sq. ft.
GARAGE	697	sq. ft.
COV'D PORCH/DECK	1235	sq. ft.

SHEET INDEX

PAGE	TITLE
A1	FLOOR PLAN - 1ST LEVEL
A2	FLOOR PLAN - 2ND LEVEL
A3	ELEVATIONS
A4	ELEVATIONS

PRELIMINARY
NOT FOR CONSTRUCTION

PROJECT NO.
20-042

3 BDRM - 2-1/2 BATH 2 STORY W/LOFT
HENDERSON NEW PLYMOUTH, ID

CONTRACTOR TO VERIFY ALL DETAILS, DIMENSIONS, AND SPECIFICATIONS PRIOR CONSTRUCTION, AND REPORT ANY OMISSIONS AND/OR ERRORS TO SMC DESIGN. THE PURCHASER OR BUILDER OF THIS PLAN RELEASES SMC DESIGN FROM ANY CLAIMS, LITIGATIONS OR SUITS THAT MAY ARISE DURING CONSTRUCTION OR ANYTIME THEREAFTER.

SHEET SIZE
ARCH D (24" x 36")

INITIAL DATE: 8/18/2020
PRINT DATE: 9/9/2020

DRAWN BY:
Steve

FLOOR PLAN - 2ND LEVEL

SMC Design
208.249.7288
Nampa, ID

SHEET NUMBER
A2
PAGE 2

PRELIMINARY
NOT FOR CONSTRUCTION

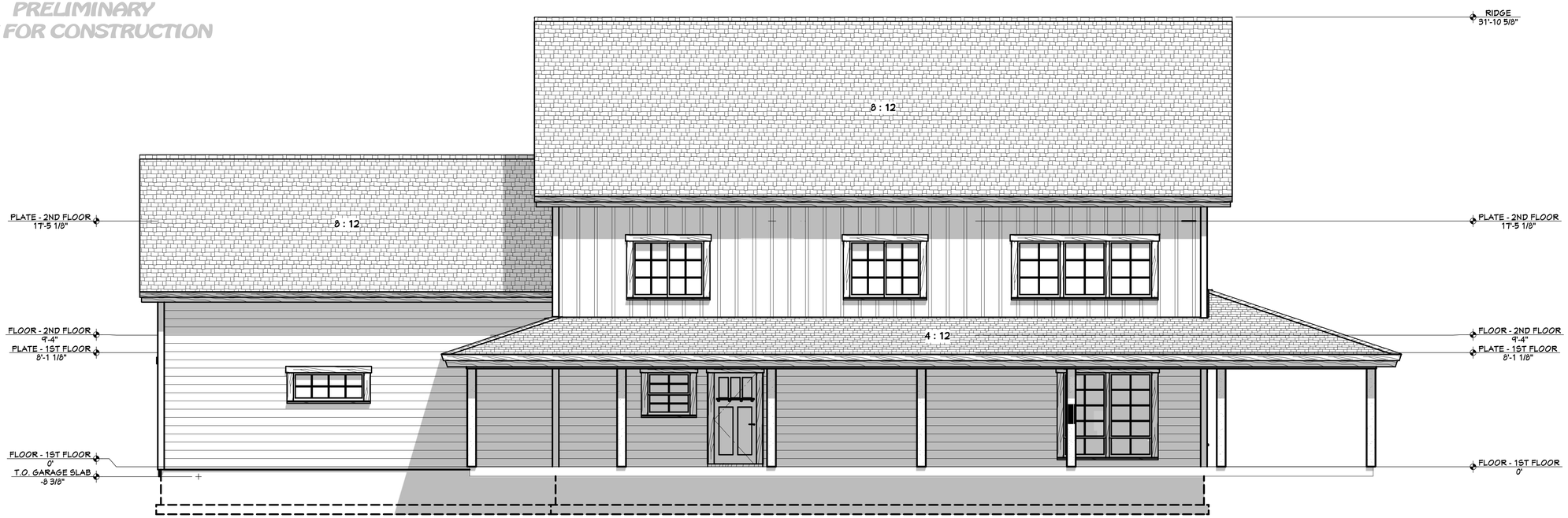

EAST ELEVATION 1/4 " = 1'-0"

NORTH ELEVATION 1/4 " = 1'-0"

SHEET INDEX	
PAGE	TITLE
A1	FLOOR PLAN - 1ST LEVEL
A2	FLOOR PLAN - 2ND LEVEL
A3	ELEVATIONS
A4	ELEVATIONS

PRELIMINARY
NOT FOR CONSTRUCTION

PROJECT NO.
20-042

3 BDRM - 2-1/2 BATH 2 STORY W/LOFT
HENDERSON NEW PLYMOUTH, ID

CONTRACTOR TO VERIFY ALL DETAILS, DIMENSIONS, AND SPECIFICATIONS PRIOR CONSTRUCTION, AND REPORT ANY OMISSIONS AND/OR ERRORS TO SMC DESIGN. THE PURCHASER OR BUILDER OF THIS PLAN RELEASES SMC DESIGN FROM ANY CLAIMS, LITIGATIONS OR SUITS THAT MAY ARISE DURING CONSTRUCTION OR ANYTIME THEREAFTER.

SHEET SIZE
ARCH D (24" x 36")

INITIAL DATE: 8/18/2020
PRINT DATE: 9/9/2020

DRAWN BY:
Steve

ELEVATIONS

SMC Design
SMC Design
208.249.7288
Nampa, ID

SHEET NUMBER
A3
PAGE 3

PRELIMINARY
NOT FOR CONSTRUCTION

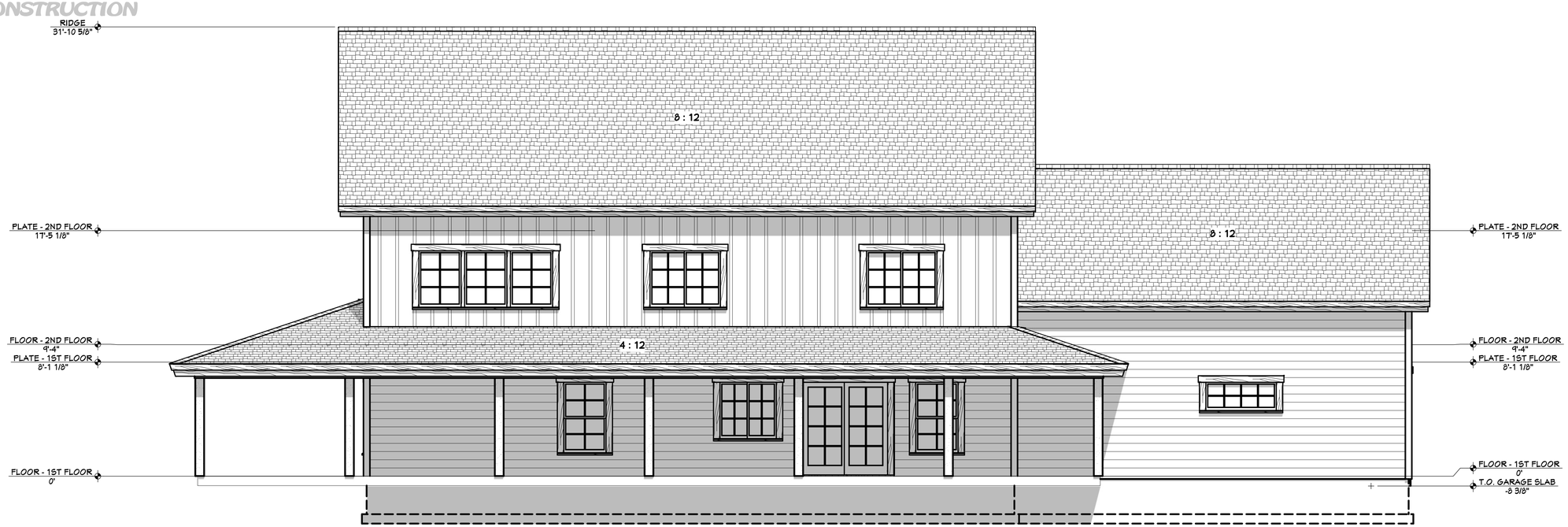

WEST ELEVATION 1/4 " = 1'-0"

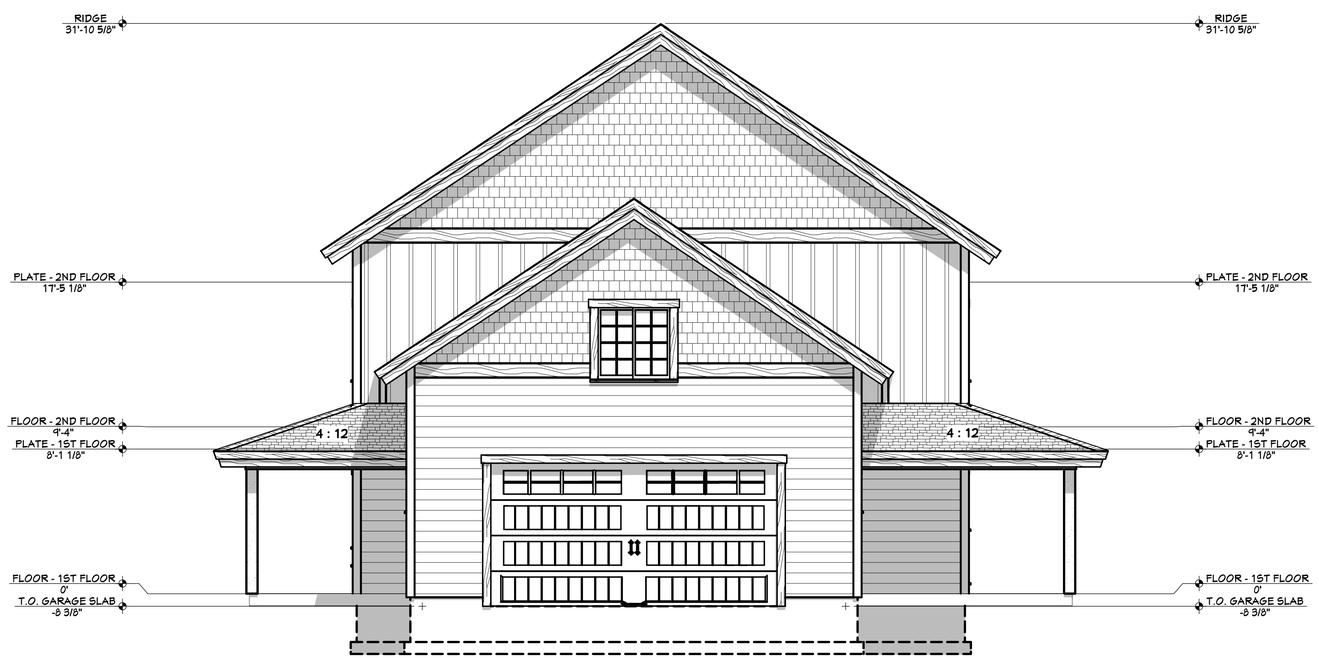

SOUTH ELEVATION

SHEET INDEX	
PAGE	TITLE
A1	FLOOR PLAN - 1ST LEVEL
A2	FLOOR PLAN - 2ND LEVEL
A3	ELEVATIONS
A4	ELEVATIONS

PRELIMINARY
NOT FOR CONSTRUCTION

PROJECT NO.
20-042

3 BDRM - 2-1/2 BATH 2 STORY W/LOFT
HENDERSON NEW PLYMOUTH,ID

CONTRACTOR TO VERIFY ALL DETAILS, DIMENSIONS, AND SPECIFICATIONS PRIOR CONSTRUCTION, AND REPORT ANY OMISSIONS AND/OR ERRORS TO SMC DESIGN. THE PURCHASER OR BUILDER OF THIS PLAN RELEASES SMC DESIGN FROM ANY CLAIMS, LITIGATIONS OR SUITS THAT MAY ARISE DURING CONSTRUCTION OR ANYTIME THEREAFTER.

SHEET SIZE
ARCH D (24" x 36")

INITIAL DATE: 8/18/2020
PRINT DATE: 9/9/2020

DRAWN BY:
Steve

ELEVATIONS

SMC Design
SMC Design
208.249.7288
Nampa, ID

SHEET NUMBER
A4
PAGE 4