PRELIMINARY
NOT FOR CONSTRUCTION

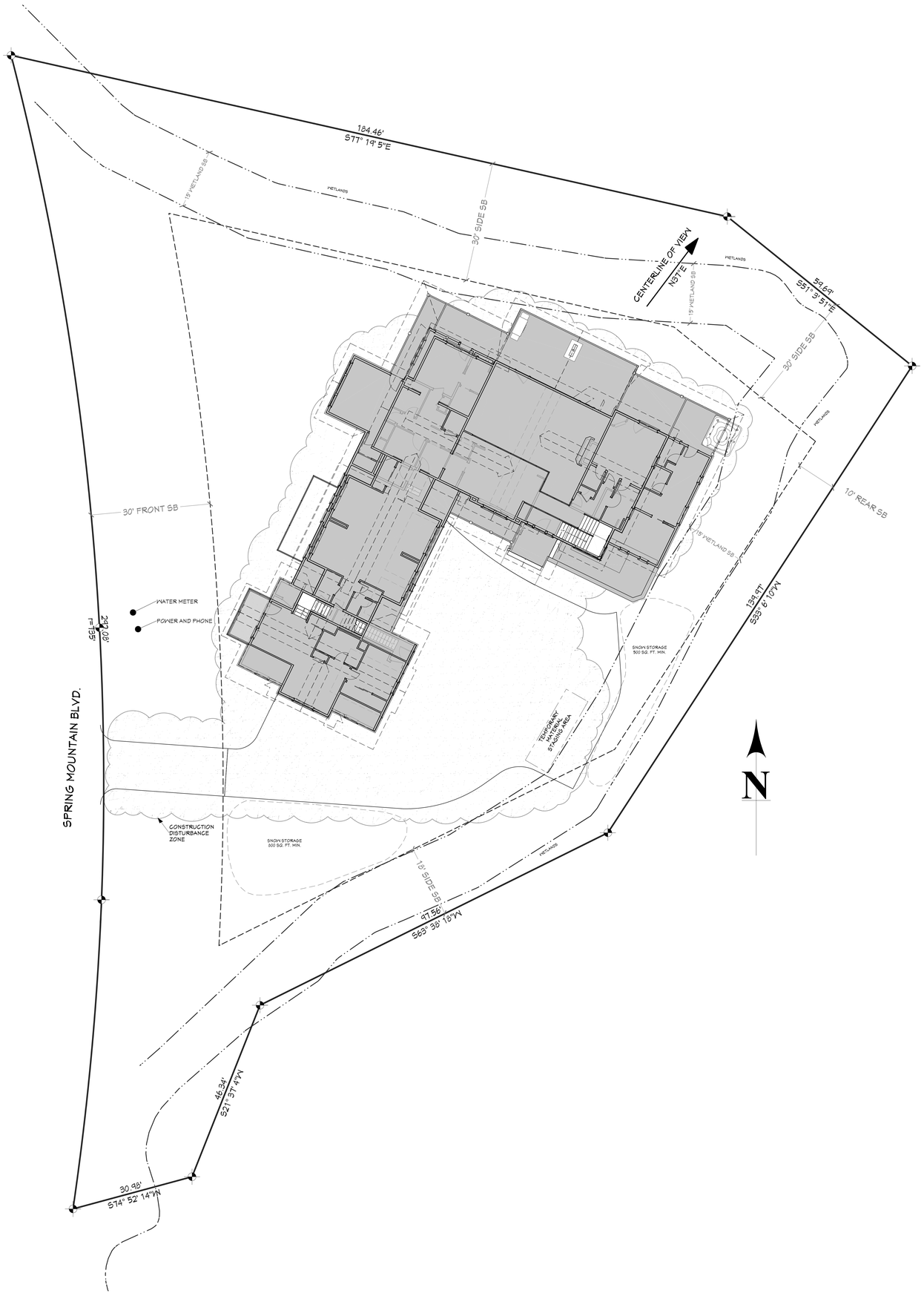

SITE PLAN
SCALE: 1 " = 10'-0"

COVERAGE:
LOT AREA = 35,448 SF
MAXIMUM COVERAGE = 7,444 SF
BUILDING FOOTPRINT = 6,113 SF
PATIOS, DECKS & WALKWAYS x 50% = 25 SF
DRIVEWAY x 35% = 1,245 SF

TOTAL COVERAGE = 7,433 OR 21%
MINIMUM REQUIRED SNOW STORAGE = 1238 SF

SHEET INDEX

PAGE	TITLE
A1	SITE PLAN
A2	FLOOR PLAN - 1ST LEVEL
A3	FLOOR PLAN - 2ND LEVEL
A4	ELEVATIONS
A5	ELEVATIONS

PRELIMINARY
NOT FOR CONSTRUCTION

PROJECT NO.
21-046

3 BDRM - 3 BATH & STUDIO FOR GOFF
PENINSULA PLACE MCCALL, ID

CONTRACTOR TO VERIFY ALL DETAILS, DIMENSIONS, AND SPECIFICATIONS PRIOR CONSTRUCTION, AND REPORT ANY OMISSIONS AND/OR ERRORS TO SMC DESIGN. THE PURCHASER OR BUILDER OF THIS PLAN RELEASES SMC DESIGN FROM ANY CLAIMS, LITIGATIONS OR SUITS THAT MAY ARISE DURING CONSTRUCTION OR ANYTIME THEREAFTER.

DRAWN BY: Steve
INITIAL DATE: 4/6/2021
PRINT DATE: 1/17/2022
SHEET SIZE: ARCH E (36" x 48")

SITE PLAN

SMC Design
SMC Design
208.244.7268
Nampa, ID

SHEET NUMBER
A1
PAGE 1

PRELIMINARY
NOT FOR CONSTRUCTION

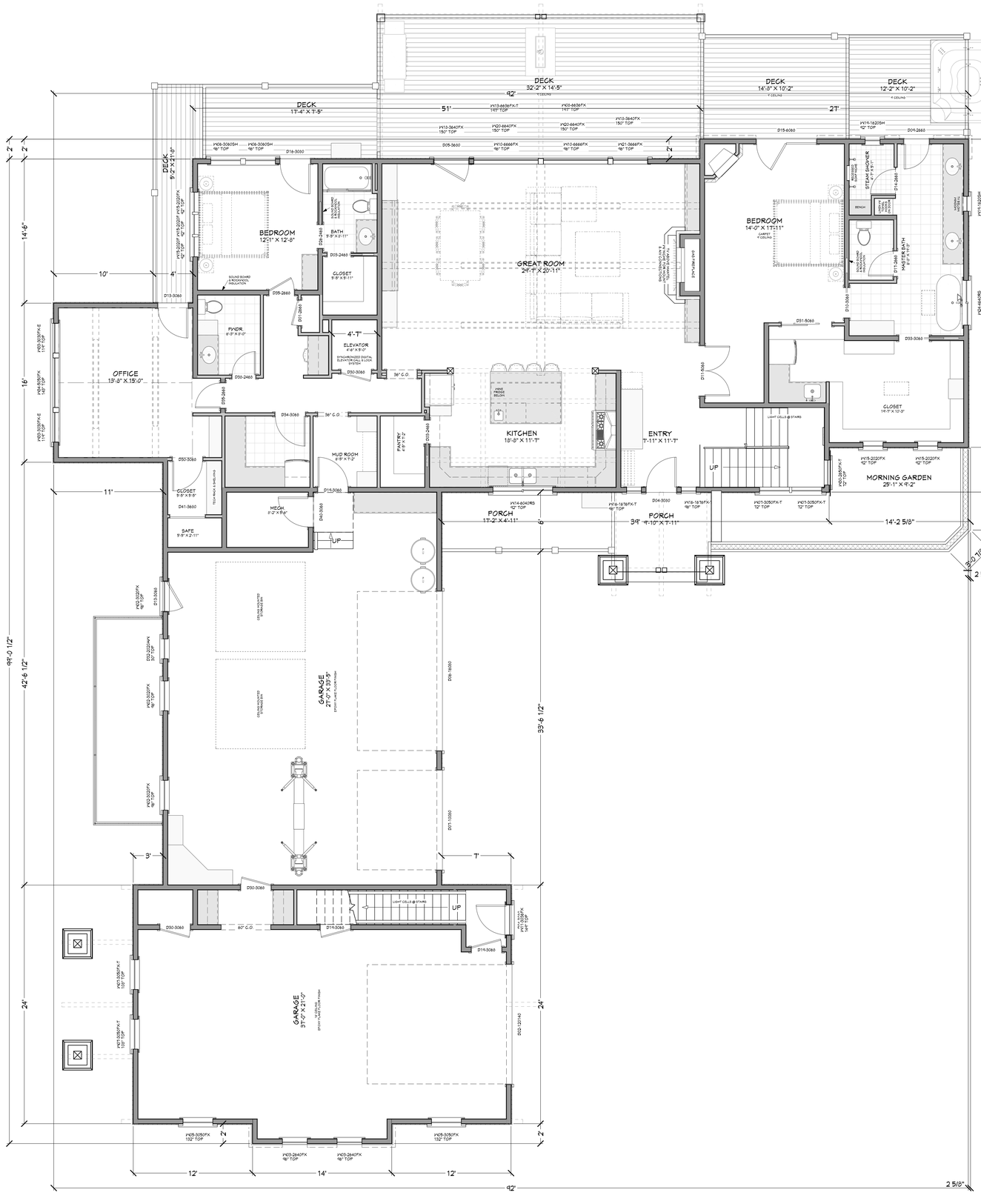

FLOOR PLAN - 1ST LEVEL 1/4 " = 1'-0"

DOOR SCHEDULE

NUMBER	QTY.	FLOOR	SIZE	WIDTH	HEIGHT	TYPE	TEMPERED	FIRE	COMMENTS	CALC #	NUMBER
D01	1	1	2668 R IN	30"	80"	HINGED				D01	D01
D02	1	1	10180	144"	108"	GARAGE				D02	D02
D03	2	1	2468 R	28"	80"	POCKET				D03	D03
D04	2	1	3068 R PX	36"	96"	HINGED				D04	D04
D05	1	1	3680 R PX	42"	96"	HINGED				D05	D05
D06	1	1	16080	192"	96"	GARAGE				D06	D06
D07	1	1	10080	120"	96"	GARAGE				D07	D07
D08	1	2	3068 R IN	36"	80"	HINGED				D08	D08
D09	1	1	2668 R PX	30"	80"	HINGED				D09	D09
D10	1	1	3068 R	36"	80"	POCKET			SOLID CORE	D10	D10
D11	1	1	5068 DR IN	60"	80"	DOUBLE HINGED			SOLID CORE	D11	D11
D12	3	2	2868 L IN	30"	80"	HINGED			SOLID CORE	D12	D12
D13	2	1	3068 L PX	36"	80"	HINGED				D13	D13
D14	1	1	2868 L	30"	80"	SHOWER	YES			D14	D14
D15	1	1	6068 D L PX	72"	80"	DOUBLE HINGED				D15	D15
D16	1	1	2868 L IN	30"	80"	HINGED				D16	D16
D17	1	1	3068 L IN	36"	80"	HINGED				D17	D17
D18	1	2	2468 L IN	28"	80"	HINGED				D18	D18
D19	3	1	3068 L IN	36"	80"	HINGED				D19	D19
D20	1	2	3068 L PX	36"	80"	HINGED				D20	D20
D21	1	2	5068 L IN	60"	80"	SLIDER				D21	D21
D22	1	2	4068 L IN	48"	80"	SLIDER				D22	D22
D23	1	2	6 1 / 4R R IN	82 1/16"	80"	3 +0 PANEL SLIDER				D23	D23
D24	2	2	5068 LR	60"	80"	DOUBLE BARN				D24	D24
D25	1	2	4068 R	48"	80"	BARN				D25	D25
D26	1	1	2468 L	28"	80"	POCKET				D26	D26
D27	1	2	2468 R IN	28"	80"	HINGED				D27	D27
D28	2	2	2668 R IN	30"	80"	HINGED				D28	D28
D29	1	2	2368 L	26"	80"	SHOWER	YES			D29	D29
D30	4	1	3068 R IN	36"	80"	HINGED				D30	D30
D31	1	1	5068 R IN	60"	80"	SLIDER			SOLID CORE	D31	D31
D32	1	1	2020AW	24"	24"	SINGLE AWNING			PET DOOR	D32	D32
D33	1	1	3068 R	36"	80"	POCKET				D33	D33
D34	1	1	3068 L IN	36"	80"	HINGED			SOLID CORE	D34	D34
D35	2	1	2468 L IN	30"	80"	HINGED			SOLID CORE	D35	D35
D36	1	2	2468 L IN	28"	80"	HINGED			SOLID CORE	D36	D36
D37	2	2	2668 R IN	30"	80"	HINGED			SOLID CORE	D37	D37
D38	1	1	2468 R IN	28"	80"	HINGED			SOLID CORE	D38	D38
D40	1	1	3068 R PX	36"	80"	HINGED				D40	D40
D41	1	1	3680	42"	96"	FIXED			ROLL UP CURTAIN	D41	D41

WINDOW SCHEDULE

NUMBER	QTY.	FLOOR	SIZE	WIDTH	HEIGHT	EGRESS	TEMPERED	DESCRIPTION	COMMENTS	CALC #	NUMBER
WO1	1	2	3030FX	36"	36"	YES		FIXED GLASS		WO1	WO1
WO2	1	1	3030FX	36"	24"			FIXED GLASS		WO2	WO2
WO3	2	1	2640FX	30"	48"			FIXED GLASS		WO3	WO3
WO4	1	2	5040RS	60"	48"			RIGHT SLIDING		WO4	WO4
WO5	2	1	3050FX	36"	60"			FIXED GLASS		WO5	WO5
WO6	2	1	3060SH	36"	72"			SINGLE HUNG		WO6	WO6
WO7	4	1	3050FX	36"	60"		YES	FIXED GLASS		WO7	WO7
WO8	1	1	6636FX	78"	42"			FIXED GLASS		WO8	WO8
WO9	1	2	3044FX	36"	51 13/16"			FIXED GLASS		WO9	WO9
WO10	1	1	6666FX	78"	78"			FIXED GLASS		WO10	WO10
WO11	1	1	3036FX	36"	42"			FIXED GLASS		WO11	WO11
WO12	2	2	1830FX	18"	36"			FIXED GLASS		WO12	WO12
WO13	1	1	6636FX	78"	42"		YES	FIXED GLASS		WO13	WO13
WO14	1	1	6048RS	72"	48"			RIGHT SLIDING		WO14	WO14
WO15	5	1	2020FX	24"	24"			FIXED GLASS		WO15	WO15
WO16	2	1	1836FX	18"	36"		YES	FIXED GLASS		WO16	WO16
WO17	2	2	4050LS	48"	60"			LEFT SLIDING		WO17	WO17
WO18	2	1	3640FX	42"	48"			FIXED GLASS		WO18	WO18
WO19	2	1	1824SH	18"	24"			SINGLE HUNG		WO19	WO19
WO20	2	1	6648FX	78"	48"			FIXED GLASS		WO20	WO20
WO21	1	1	3652FX	42"	78"			FIXED GLASS		WO21	WO21
WO22	1	2	2630SH	30"	36"			SINGLE HUNG		WO22	WO22
WO23	2	2	2640SH	30"	48"		YES	SINGLE HUNG		WO23	WO23
WO24	1	1	4648RS	54"	48"			RIGHT SLIDING		WO24	WO24
WO25	2	2	1824FX	18"	31 1/2"			FIXED GLASS		WO25	WO25
WO26	2	2	2650SH	30"	60"			SINGLE HUNG		WO26	WO26
WO27	2	2	3030FX	36"	36"			FIXED GLASS		WO27	WO27
WO28	2	2	3050SH	36"	60"			SINGLE HUNG		WO28	WO28
WO29	1	2	3050SH	36"	60"	YES		SINGLE HUNG		WO29	WO29
WO30	1	1	2650FX	30"	60"		YES	FIXED GLASS		WO30	WO30
WO31	4	2	3636LS	42"	36"			LEFT SLIDING		WO31	WO31
WO32	2	1	3050SH	36"	60"			SINGLE HUNG		WO32	WO32
WO33	2	1	3030FX	36"	36"	YES		FIXED GLASS		WO33	WO33
WO34	2	1	5050FX	60"	60"			FIXED GLASS		WO34	WO34
WO35	2	2	3056FX	36"	66"		YES	FIXED GLASS		WO35	WO35
WO36	1	2	2656FX	30"	66"		YES	FIXED GLASS		WO36	WO36
WO37	4	2	3630RS	42"	36"			RIGHT SLIDING		WO37	WO37

MAIN LEVEL NOTES:

ALL ANGLE 45° UNO
2x6 EXT. WALLS @ 16" O.C.
9'-1 1/8" PLATE HEIGHT UNO
ALL PARTITION
DIMENSIONS
ARE TO FACE OF STUD

MAIN LEVEL	2897	sq. ft.
UPPER LEVEL	2269	sq. ft.
TOTAL LIVING SPACE	5166	sq. ft.
STUDIO	704	sq. ft.
GARAGE	1958	sq. ft.
COV'D PORCH/DECK	1258	sq. ft.

SHEET INDEX

PAGE	TITLE
A1	SITE PLAN
A2	FLOOR PLAN - 1ST LEVEL
A3	FLOOR PLAN - 2ND LEVEL
A4	ELEVATIONS
A5	ELEVATIONS

PRELIMINARY
NOT FOR CONSTRUCTION

PROJECT NO.
21-046

3 BDRM - 3 BATH & STUDIO FOR GOFF
PENINSULA PLACE MCCALL, ID

CONTRACTOR TO VERIFY ALL DETAILS, DIMENSIONS, AND SPECIFICATIONS PRIOR CONSTRUCTION, AND REPORT ANY OMISSIONS AND/OR ERRORS TO SMC DESIGN. THE PURCHASER OR BUILDER OF THIS PLAN RELEASES SMC DESIGN FROM ANY CLAIMS, LITIGATIONS OR SUITS THAT MAY ARISE DURING CONSTRUCTION OR ANYTIME THEREAFTER.

SHEET SIZE
ARCH E (36" x 48")

INITIAL DATE: 9/6/2021
PRINT DATE: 1/17/2022

DRAWN BY:
Steve

FLOOR PLAN - 1ST LEVEL

SMC Design
SMC Design
208.249.7268
Nampa, ID

SHEET NUMBER
A2
PAGE 2

PRELIMINARY
NOT FOR CONSTRUCTION

PRELIMINARY
NOT FOR CONSTRUCTION

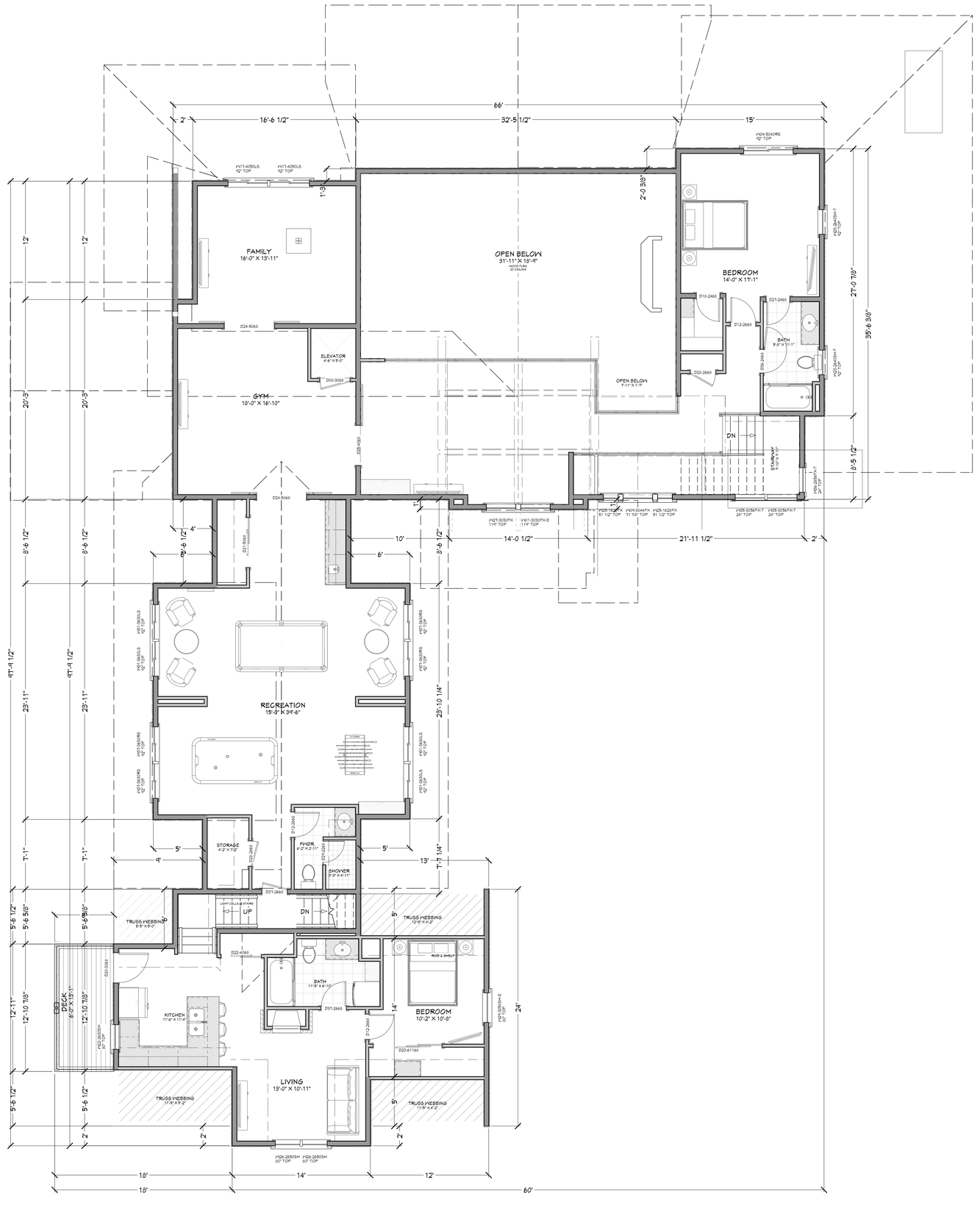

FLOOR PLAN - 2ND LEVEL 1/4 " = 1'-0"

DOOR SCHEDULE

NUMBER	QTY.	FLOOR	SIZE	WIDTH	HEIGHT	TYPE	TEMPERED	FIRE	COMMENTS	CALC #	NUMBER
D01	1	1	2668 R IN	30"	80"	HINGED				D01	D01
D02	1	1	12068	144"	168"	GARAGE				D02	D02
D03	2	1	2468 R	28"	80"	POCKET				D03	D03
D04	2	1	3068 R EX	36"	96"	HINGED				D04	D04
D05	1	1	3660 R EX	42"	96"	HINGED				D05	D05
D06	2	1	16068	192"	168"	GARAGE				D06	D06
D07	1	1	10068	120"	96"	GARAGE				D07	D07
D08	1	2	3068 R IN	36"	80"	HINGED				D08	D08
D09	1	1	2668 R EX	30"	80"	HINGED				D09	D09
D10	1	1	3068 R	36"	80"	POCKET			SOLID CORE	D10	D10
D11	1	1	5068 DR IN	60"	80"	DOUBLE HINGED			SOLID CORE	D11	D11
D12	3	2	2868 L IN	30"	80"	HINGED			SOLID CORE	D12	D12
D13	2	1	3068 L EX	36"	80"	HINGED				D13	D13
D14	1	1	2868 L	30"	80"	SHOWER	YES			D14	D14
D15	1	1	6068 DR EX	72"	80"	DOUBLE HINGED				D15	D15
D16	1	1	2868 L EX	30"	80"	HINGED				D16	D16
D17	1	1	3068 L IN	36"	80"	HINGED				D17	D17
D18	1	2	2468 L IN	28"	80"	HINGED				D18	D18
D19	3	1	3068 L IN	36"	80"	HINGED				D19	D19
D20	1	2	3068 L EX	36"	80"	HINGED				D20	D20
D21	1	2	5068 L IN	60"	80"	SLIDER				D21	D21
D22	1	2	4068 L IN	48"	80"	SLIDER				D22	D22
D23	1	2	12 1 GR R IN	143 13/16"	80"	3-4 D PANEL SLIDER				D23	D23
D24	2	2	5068 LIR	60"	80"	DOUBLE BARN				D24	D24
D25	1	2	4068 R	48"	80"	BARN				D25	D25
D26	1	1	2468 L	28"	80"	POCKET				D26	D26
D27	1	2	2468 R IN	28"	80"	HINGED				D27	D27
D28	2	2	2868 R IN	30"	80"	HINGED				D28	D28
D29	1	2	2368 L	24"	80"	SHOWER	YES			D29	D29
D30	4	1	3068 R IN	36"	80"	HINGED				D30	D30
D31	1	1	5068 R IN	60"	80"	SLIDER			SOLID CORE	D31	D31
D32	1	1	2020AW	24"	24"	SINGLE AWNING			PET DOOR	D32	D32
D33	1	1	3068 R	36"	80"	POCKET				D33	D33
D34	1	1	3068 L IN	36"	80"	HINGED			SOLID CORE	D34	D34
D35	2	1	2668 L IN	30"	80"	HINGED			SOLID CORE	D35	D35
D36	1	2	2468 L IN	28"	80"	HINGED			SOLID CORE	D36	D36
D37	2	2	2668 R IN	30"	80"	HINGED			SOLID CORE	D37	D37
D38	1	1	2468 R IN	28"	80"	HINGED			SOLID CORE	D38	D38
D40	1	1	3068 R EX	36"	80"	HINGED				D40	D40
D41	1	1	3680	42"	96"	FIXED			ROLL UP CURTAIN	D41	D41

WINDOW SCHEDULE

NUMBER	QTY.	FLOOR	SIZE	WIDTH	HEIGHT	EGRESS	TEMPERED	DESCRIPTION	COMMENTS	CALC #	NUMBER
WO1	1	2	3030FX	36"	36"	YES		FIXED GLASS		WO1	WO1
WO2	3	1	3030FX	36"	24"			FIXED GLASS		WO2	WO2
WO3	2	1	2640FX	30"	48"			FIXED GLASS		WO3	WO3
WO4	1	2	5040RS	60"	48"			RIGHT SLIDING		WO4	WO4
WO5	2	1	3050FX	36"	60"			FIXED GLASS		WO5	WO5
WO6	2	1	3060H	36"	72"			SINGLE HUNG		WO6	WO6
WO7	4	1	3050FX	36"	60"		YES	FIXED GLASS		WO7	WO7
WO8	1	1	6636FX	76"	42"			FIXED GLASS		WO8	WO8
WO9	1	2	3044FX	36"	51 13/16"			FIXED GLASS		WO9	WO9
W10	2	1	6666FX	76"	78"			FIXED GLASS		W10	W10
W11	1	1	3036FX	36"	42"			FIXED GLASS		W11	W11
W12	2	2	1830FX	18"	30"			FIXED GLASS		W12	W12
W13	1	1	6048RS	72"	48"		YES	RIGHT SLIDING		W13	W13
W14	5	1	2430FX	24"	24"			FIXED GLASS		W14	W14
W15	2	1	1636FX	18"	90"		YES	FIXED GLASS		W15	W15
W17	2	2	4036SS	48"	60"			LEFT SLIDING		W17	W17
W18	2	1	3648FX	42"	48"			FIXED GLASS		W18	W18
W19	2	1	1230SH	18"	24"			SINGLE HUNG		W19	W19
W20	2	1	6648FX	78"	48"			FIXED GLASS		W20	W20
W21	1	1	3652FX	42"	78"			FIXED GLASS		W21	W21
W22	1	2	2630SH	30"	36"			SINGLE HUNG		W22	W22
W23	2	2	2640SH	30"	48"		YES	SINGLE HUNG		W23	W23
W24	1	1	4648RS	54"	48"			RIGHT SLIDING		W24	W24
W25	2	2	1826FX	18"	31 1/2"			FIXED GLASS		W25	W25
W26	2	2	2650SH	30"	60"			SINGLE HUNG		W26	W26
W27	2	2	3030FX	36"	36"			FIXED GLASS		W27	W27
W28	2	2	3050SH	36"	60"			SINGLE HUNG		W28	W28
W29	1	2	3050SH	36"	60"		YES	SINGLE HUNG		W29	W29
W30	1	1	2650FX	30"	60"		YES	FIXED GLASS		W30	W30
W31	4	2	3630LS	42"	36"			LEFT SLIDING		W31	W31
W32	2	1	3050RH	36"	60"			SINGLE HUNG		W32	W32
W33	2	1	3030FX	36"	36"		YES	FIXED GLASS		W33	W33
W34	2	1	5050FX	60"	60"			FIXED GLASS		W34	W34
W35	2	2	3054FX	36"	66"		YES	FIXED GLASS		W35	W35
W36	1	2	2656FX	30"	66"		YES	FIXED GLASS		W36	W36
W37	4	2	3630RS	42"	36"			RIGHT SLIDING		W37	W37

UPPER LEVEL NOTES:

ALL ANGLE 45° UNO
2x6 EXT. WALLS @ 16" O.C.
9'-1 1/8" PLATE HEIGHT UNO
ALL PARTITION DIMENSIONS ARE TO FACE OF STUD

MAIN LEVEL	2897	sq. ft.
UPPER LEVEL	2269	sq. ft.
TOTAL LIVING SPACE	5166	sq. ft.
STUDIO	704	sq. ft.
GARAGE	1958	sq. ft.
COV'D PORCH/DECK	1258	sq. ft.

SHEET INDEX

PAGE	TITLE
A1	SITE PLAN
A2	FLOOR PLAN - 1ST LEVEL
A3	FLOOR PLAN - 2ND LEVEL
A4	ELEVATIONS
A5	ELEVATIONS

PRELIMINARY
NOT FOR CONSTRUCTION

PROJECT NO.
21-046

3 BDRM - 3 BATH & STUDIO FOR GOFF
PENINSULA PLACE MCCALL, ID

CONTRACTOR TO VERIFY ALL DETAILS, DIMENSIONS, AND SPECIFICATIONS PRIOR CONSTRUCTION, AND REPORT ANY OMISSIONS AND/OR ERRORS TO SMC DESIGN. THE PURCHASER OR BUILDER OF THIS PLAN RELEASES SMC DESIGN FROM ANY CLAIMS, LITIGATIONS OR SUITS THAT MAY ARISE DURING CONSTRUCTION OR ANYTIME THEREAFTER.

DRAWN BY: Steve
INITIAL DATE: 9/6/2021
PRINT DATE: 1/17/2022
SHEET SIZE: ARCH E (36" x 48")

FLOOR PLAN - 2ND LEVEL

SMC Design
208.249.7268
Nampa, ID

SHEET NUMBER
A3
PAGE 3

PRELIMINARY
NOT FOR CONSTRUCTION

FRONT ELEVATION 1/4 " = 1'-0"

LEFT ELEVATION 1/4 " = 1'-0"

SHEET INDEX

PAGE	TITLE
A1	SITE PLAN
A2	FLOOR PLAN - 1ST LEVEL
A3	FLOOR PLAN - 2ND LEVEL
A4	ELEVATIONS
A5	ELEVATIONS

PRELIMINARY
NOT FOR CONSTRUCTION

PROJECT NO.
21-046

3 BDRM - 3 BATH & STUDIO FOR GOFF
PENINSULA PLACE MCCALL, ID

CONTRACTOR TO VERIFY ALL DETAILS, DIMENSIONS, AND SPECIFICATIONS PRIOR CONSTRUCTION, AND REPORT ANY OMISSIONS AND/OR ERRORS TO SMC DESIGN. THE PURCHASER OR BUILDER OF THIS PLAN RELEASES SMC DESIGN FROM ANY CLAIMS, LITIGATIONS OR SUITS THAT MAY ARISE DURING CONSTRUCTION OR ANYTIME THEREAFTER.

SHEET SIZE
ARCH E (36" x 48")

INITIAL DATE: 9/6/2021
PRINT DATE: 1/17/2022

DRAWN BY:
Steve

ELEVATIONS

SMC Design
SMC Design
208.249.7286
Nampa, ID

SHEET NUMBER
A4
PAGE 4

PRELIMINARY
NOT FOR CONSTRUCTION

PRELIMINARY
NOT FOR CONSTRUCTION

REAR ELEVATION 1/4 " = 1'-0"

RIGHT ELEVATION

SHEET INDEX	
PAGE	TITLE
A1	SITE PLAN
A2	FLOOR PLAN - 1ST LEVEL
A3	FLOOR PLAN - 2ND LEVEL
A4	ELEVATIONS
A5	ELEVATIONS

PRELIMINARY
NOT FOR CONSTRUCTION

PROJECT NO.
21-046

3 BDRM - 3 BATH & STUDIO FOR GOFF
PENINSULA PLACE MCCALL, ID

CONTRACTOR TO VERIFY ALL DETAILS, DIMENSIONS, AND SPECIFICATIONS PRIOR CONSTRUCTION, AND REPORT ANY OMISSIONS AND/OR ERRORS TO SMC DESIGN. THE PURCHASER OR BUILDER OF THIS PLAN RELEASES SMC DESIGN FROM ANY CLAIMS, LITIGATIONS OR SUITS THAT MAY ARISE DURING CONSTRUCTION OR ANYTIME THEREAFTER.

SHEET SIZE
ARCH E (36" x 48")

INITIAL DATE: 9/6/2021
PRINT DATE: 1/17/2022

DRAWN BY:
Steve

ELEVATIONS

SMC Design
SMC Design
208 249 7268
Nampa, ID

SHEET NUMBER
A5
PAGE 5