1. DESIGN CRITERIA:

A. DESIGNED USING INTERNATIONAL BUILDING CODE, 2018 EDITION
B. ROOF LIVE LOAD/SNOW LOAD = 150 PSF
C. ROOF DEAD LOAD = 17 PSF
D. FLOOR LIVE LOAD = 40 PSF
E. FLOOR DEAD LOAD = 12 PSF
F. WIND SPEED = 115 MPH
G. EXPOSURE TYPE = 'B'
H. SEISMIC PARAMETERS, Ss =0.45
S1 =0.21
I. MINIMUM FROST DEPTH =24 INCHES

2. FOUNDATIONS & SLAB ON GRADE:

A. ALL FOOTING AND FOUNDATION DESIGNS ARE BASED ON AN ALLOWABLE SOIL BEARING CAPACITY OF 1,500 PSF BEARING ON COMPETENT NATIVE SOIL (CODE MINIMUM). IF THE SITE HAS A LOWER BEARING CAPACITY THAN ASSUMED THE FOUNDATION PLAN WILL NEED TO BE REDESIGNED. IF SOIL IS DISTURBED, COMPACT SOIL IN 6" LIFTS TO 95% MAXIMUM DRY DENSITY PER ASTM D960.

B. MINIMUM FROST DEPTH FROM LOWEST ADJACENT FINISH GRADE TO BOTTOM OF FOOTING SHALL BE MAINTAINED FOR ALL EXTERIOR FOOTINGS.

C. CONTRACTOR TO VERIFY LOCATIONS FOR STEP FOOTINGS AND FOUNDATION WALLS BASED ON SITE RELATED FINISHED GRADE, IF NECESSARY. FOOTING STEPS ARE TO BE A MAXIMUM OF (2) VERTICALLY TO (1) HORIZONTALLY.

D. ALL SLABS SHALL HAVE REINFORCING PER PLANS & CONTROL JOINTS @ 10'-0" SPACING MAX.

E. ALL STRUCTURAL FILL BELOW FOOTINGS SHALL EXTEND OUT PAST FOOTINGS AT A SLOPE OF 1 HORIZONTAL TO 2 VERTICAL TO COMPETENT SOILS.

F. PROVIDE ADEQUATE DRAINAGE BEHIND ALL WALLS TO ALLEVIATE ANY STANDING WATER.

G. ALL CONCRETE PAD & APRON LOCATIONS TO BE SECURED TO FOUNDATION WITH #4 DOWELS @ 24" O.C. EXTEND EXPOSED DOWELS A MINIMUM OF 24" BELOW FINISHED GRADE.

H. MINIMUM CONCRETE SLAB DEPTH IS 4".

3. CONCRETE:

A. THE MINIMUM COMPRESSIVE STRENGTHS FOR CONCRETE AT 28 DAYS SHALL BE AS FOLLOWS (DESIGNED USING 2,500 PSI):
1. ALL FOOTINGS, FOUNDATIONS, AND STEM WALLS F'C =3,000 PSI
2. SLABS ON GRADE F'C =3,500 PSI

B. MINIMUM CLEAR PROTECTION FOR REINFORCEMENT SHALL BE AS FOLLOWS:
1. PLACED DIRECTLY AGAINST EARTH 3"
2. FORMED SURFACES #5 BARS OR SMALLER 1-1/2"
3. STRUCTURAL SLABS 1"

C. SAWN CONTROL & CONSTRUCTION JOINTS SHALL BE MADE AS SOON AS POSSIBLE WITHOUT DAMAGE TO THE SURFACE. FILLING OF SAWN JOINTS WHERE REQUIRED SHALL BE DELAYED AS LONG AS POSSIBLE TO ALLOW MAXIMUM SHRINKAGE TO OCCUR IN SLABS.

D. ALL EMBEDDED ANCHOR BOLTS SHALL BE A36 OR A307 STEEL W/ 7" MIN. EMBEDMENT. ANCHOR BOLTS TO BE WITHIN 1'-0" OF SILL PLATE ENDS, WITH A MIN. OF TWO PER WALL AND NO CLOSER THAN 6" FROM CONCRETE WALL CORNERS. REFER TO LOG MANUFACTURER'S SPECIFIC BOLT PLAN FOR LOG WALL ANCHORS. DO NOT POUR FOUNDATION WITH OUT LOG MANUFACTURER'S BOLT PLAN.

E. WET SETTING OF REINFORCING BARS IN FOOTINGS AND WALLS IS NOT ALLOWED.

F. BLOCK-OUT ALL STEM WALLS @ ENTRIES AS REQUIRED.

G. CONCRETE FORM WORK TO BE OF ADEQUATE STRENGTH AND BRACED TO PREVENT DEFORMATION.

H. PROTECT ALL CONCRETE FROM FREEZING.

I. ALL LOWER LEVEL AND RETAINING WALLS WHICH HAVE FILL HIGHER THAN AN INTERIOR FLOOR LEVEL SHALL HAVE AN APPROVED WATERPROOFING MEMBRANE APPLIED.

J. PROVIDE ADEQUATE TEMPORARY BRACING OF CONCRETE AND/OR CMU RETAINING WALLS DURING BACKFILL PRIOR TO INSTALLATION OF MAIN FLOOR FRAMING AND BASEMENT CONCRETE SLAB ON GRADES. WALL DESIGNS ARE BASED ON TOP OF WALL RESTRAINED BY FINISHED FLOOR SYSTEM AND RESISTING SLIDING BY HAVING BASEMENT CONCRETE SLAB ON GRADE FLOOR INSTALLED.

K. IT IS RECOMMENDED THAT ALL GRADING, EXCAVATION, AND INSTALLATION OF FOUNDATIONS BE PERFORMED UNDER THE INSPECTION AND TESTING OF A QUALIFIED GEOTECHNICAL CONSULTANT DURING THE CRITICAL STAGES OF CONSTRUCTION.

L. STAIN & TEXTURE OF EXPOSED CONCRETE SURFACES PER OWNER'S DIRECTION.

4. REINFORCING STEEL:

A. ASTM A615, GRADE 60. BARS TO BE WELDED SHALL BE ASTM A706, GRADE 60.

B. MINIMUM LENGTH OF LAPPED SPLICES SHALL BE 48 TIMES BAR DIAMETER UNLESS NOTED OTHERWISE. STAGGER SPLICES IN WALLS SO THAT NO TWO ADJACENT BARS ARE SPLICED IN THE SAME LOCATION.

C. WELDED WIRE FABRIC SHALL CONFORM TO ASTM A185, FY = 75,000 PSI.

D. REINFORCING SHALL BE CONTINUOUS THROUGH ALL COLD JOINTS.

E. PROVIDE CORNER BARS W/ 18" LEGS AT CORNERS AND INTERSECTING WALLS AND FOOTINGS, SIZE AND PLACEMENT TO MATCH HORIZONTAL REINFORCEMENT.

F. PROVIDE #4 HORIZONTALS AT TOP OF WALL, CONT. IN FOOTINGS, AND ABOVE ALL OPENINGS. PROVIDE #4 HORIZONTALS AT ALL INTERSECTING FLOORS AND ROOF LEVELS, BOTTOM OF ALL WINDOWS AND AT 10'-0" O.C. MAXIMUM OR PER PLANS.

G. PROVIDE #4 VERTICALS AT 24" O.C. W/ STANDARD HOOK EXTENDING INTO FOOTING AT EACH SIDE OF WALL OPENINGS AND AT EACH END OF WALLS.

H. PROVIDE FOUNDATION HOLDOWNS AT ALL SHEAR WALL LOCATIONS PER PLAN, IF APPLICABLE.

5. WOOD FRAMING:

A. STRUCTURAL LUMBER SHALL BE DOUGLAS FIR-LARCH (DF-L) #2 OR BETTER.

B. WOOD INSTALLED WITHIN 1" OF CONCRETE OR MASONRY SHALL BE REDWOOD OR PRESSURE TREATED.

C. PROVIDE WET USE ADHESIVES.

D. MAXIMUM LUMBER MOISTURE CONTENTS SHALL BE 15%.

E. ALL FRAMING DETAILS SHALL BE IN ACCORDANCE WITH THE ADOPTED CODE.

F. PROVIDE SOLID BLOCKING BELOW ALL BEARING WALLS AND POSTS. PROVIDE BLOCKING @ 24" O.C. @ JOISTS PARALLEL WITH BEARING WALLS ABOVE.

G. MINIMUM HEADER AT BEARING WALL TO BE 4X8 WITH 4X6 BEARING STUD PLUS KING STUD EACH SIDE. HEADERS WITH LARGER LOADING WILL BE CALLED OUT IN PLANS.

H. BLOCK AND NAIL ALL HORIZONTAL PANEL EDGES AT SHEAR WALLS.
1. ROOF SHEATHING: 19/32" CDX MIN. (32/16) SPAN RATING 100 @ 2 1/2" O.C. EDGE AND 12" O.C. FIELD U.N.O.
2. FLOOR SHEATHING: 3/4" CDX MIN. (48/24) SPAN RATING 100 @ 6" O.C. EDGE AND 12" O.C. FIELD U.N.O.
3. EXT. WALL SHEATHING: 15/32" CDX MIN. (24/0) SPAN RATING ALL SPAN RATINGS TO MEET LOCAL CODES.

I. ORIENTED STRAND BOARD (OSB) WITH THE SAME SPAN RATING MAY BE SUBSTITUTED.

J. ALL EXTERIOR WALLS TO BE 2X6 @ 16" O.C. AND AT INTERIOR NON-LOAD BEARING PARTITIONS TO BE 2X4 @ 16" O.C. STUD WALLS (U.N.O.)

K. 2X DIMENSIONAL STUDS ARE TO BE STANDARD (DF-L) #2 OR BETTER WESTERN WHITE WOODS (WWW)

L. PROVIDE STEEL STRAPS AT PIPES IN STUD WALLS AS REQUIRED BY THE ADOPTED CODE.

M. OVER-FRAMING SHALL BE DONE SUCH THAT VERTICAL LOADS ARE TRANSFERRED TO MAIN STRUCTURE BELOW BY DIRECT BEARING AT SPACING NOT TO EXCEED 24" O.C.

N. METAL HANGERS AND CONNECTIONS ARE "SIMPSON" AND SHALL BE INSTALLED PER "SIMPSON" RECOMMENDATIONS.

O. ENGINEERED "I" JOISTS TO BE DESIGNED, CERTIFIED, ERECTED, INSTALLED, AND BRACED PER MANUFACTURER'S SPECS. ALL REFERENCES ON PLANS ARE FOR TRUS-JOIST, A WEYERHAEUSER BUSINESS PRODUCT. USE THESE PRODUCTS OR AN EQUIVALENT APPROVED MANUFACTURER.

P. SHEATHING SHALL BE APA RATED EXPOSURE 1

Q. STAGGER SHEATHING END JOINTS 4'-0"

R. PROVIDE 1/4" SPACE AT ALL PANEL EDGES FOR EXPANSION.

S. FRAME INTERIOR BEARING WALLS SHORT TO ACCOUNT FOR LOG SETTLING.

T. FRAME INTERIOR POSTS SHORT TO ACCOUNT FOR LOG SETTLING. USE REMOVABLE SHIMS OR SETTLING JACK AS NECESSARY.

U. ALL WINDOW SIZES ARE NOMINAL; VERIFY ACTUAL LOG OPENINGS WITH LOG & WINDOW MANUFACTURERS.

V. ALL MICROLAM LVL'S SHALL HAVE THE MINIMUM SECTION PROPERTIES OF FB = 2900 PSI, FV = 285 PSI, E = 2,000,000 PSI.

W. ALL ROOF OPENINGS GREATER THAN 12"X12" SHALL BE FRAMED IN OPENINGS.

X. GLUE-LAM BEAMS SHALL BE DOUGLAS FIR COMBINATION 24F-V4 FOR SIMPLY SUPPORTED AND 24F-V8 FOR CANTILEVERED BEAMS, FB = 2400 PSI, FV = 165 PSI, E = 1,600,000 PSI. PROVIDE WET USE GLUE ON ALL EXTERIOR LOCATIONS.

6. STRUCTURAL STEEL:

A. BOLTS AND LAGS SHALL CONFORM TO ASTM A36 (U.N.O.)

B. STEEL TUBES TO CONFORM TO ASTM500, GRADE B (FY = 40KSI)

C. PROVIDE MILD STEEL PLATE WASHERS AT ALL BOLT HEADS AND NUTS BEARING AGAINST WOOD.

D. ALL WORK SHALL BE IN ACCORDANCE WITH THE 9TH EDITION, OR 1ST EDITION LRFD MANUAL OF AISC "SPECIFICATIONS FOR THE DESIGN, FABRICATION AND ERECTION OF STRUCTURAL STEEL FOR BUILDINGS"

E. ALL WELDING SHALL BE PERFORMED PER AWS D1.1 WITH A MINIMUM WELD SIZE OF 3/16" AND WITH E70XX ELECTRODE.

F. MACHINE BOLTS SHALL BE ASTM A325 (U.N.O.)

G. PROVIDE LOCK WASHERS BETWEEN NUT AND CONNECTED STEEL.

H. ALL STEEL, INCLUDING NUTS, BOLTS, AND WASHERS EXPOSED TO WEATHER, SHALL BE GALVANIZED.

7. PRE-MANUFACTURED METAL PLATED TRUSSES:

A. PRE-MANUFACTURED TRUSS PROVIDER TO VERIFY ALL LOADING PATTERNS TO FOOTINGS BELOW.

B. PRE-MANUFACTURED TRUSS PROVIDER TO PROVIDE SUPPORT @ TRUSSES FOR LOADING SHOWN ON ALL PLANS, SECTIONS AND DETAILS. VERIFY SECOND FLOOR LOADING AND SPECIAL CASE POINT LOADING FROM LOG AND FRAMED ROOF SYSTEMS.

C. ALL PRE-MANUFACTURED ROOF TRUSSES SHALL BE DESIGNED FOR THE ROOF LOADS SHOWN AND ACCOUNT FOR ANY REQUIRED ADDITIONAL DRIFT, VALLEY, OR EAVE LOAD PER CODE. TRUSS SHOP DRAWINGS SHALL BE SUBMITTED TO THE ENGINEER OF RECORD (E.O.R.) FOR REVIEW AND COMPLIANCE.

8. GENERAL STRUCTURAL NOTES:

A. CONTRACTOR TO VERIFY ALL OPENINGS, BUILDING DIMENSIONS, COLUMN LOCATIONS AND DIMENSIONS WITH OWNER AND LOG MANUFACTURER PRIOR TO POURING OF ANY CONCRETE FOUNDATIONS OR CONSTRUCTION.

B. THE ENGINEER OF RECORD IS NOT RESPONSIBLE FOR ANY DEVIATIONS FROM THESE PLANS UNLESS SUCH CHANGES ARE AUTHORIZED IN WRITING TO THE ENGINEER OF RECORD.

C. THE CONTRACTOR IS RESPONSIBLE FOR PROVIDING SAFE AND ADEQUATE SHORING AND/OR TEMPORARY STRUCTURAL STABILITY FOR ALL PARTS OF THE STRUCTURE DURING CONSTRUCTION. THE STRUCTURE SHOWN ON THE DRAWINGS HAS BEEN DESIGNED FOR FINAL CONFIGURATION.

2018 INTERNATIONAL ENERGY CONSERVATION CODE (IECC)

THE PROPOSED BUILDING HAS BEEN DESIGNED TO MEET OR EXCEED THE REQUIREMENTS OF THE INTERNATIONAL ENERGY CONSERVATION CODE

TABLE R402.1.1 (IRC) 2-21

INSULATION AND FENESTRATION REQUIREMENTS BY COMPONENT						
CLIMATE ZONE	WINDOW U-FACTOR	CEILING R-VALUE	WOOD WALL R-VALUE	FLOOR R-VALUE	SLAB R-VALUE	CRAWL SPACE WALL R-VALUE
6	.30	49	20 OR 13+5	30	10, 4FT	19/19

MAIN LEVEL	4342	sq. ft.
UPPER LEVEL	1193	sq. ft.
TOTAL LIVING SPACE	5535	sq. ft.
BONUS SPACE	584	sq. ft.
UNFINISHED/MECH.	233	sq. ft.
GARAGE	2542	sq. ft.
COV'D PORCH/DECK	1104	sq. ft.

SHEET INDEX

SCAN FOR CURRENT PLAN

SCAN FOR RENDERINGS

LICENSED ARCHITECT AR-985249
09.03.2025
JESSICA PETTY
STATE OF IDAHO

ENGINEER STAMP AREA

PROJECT NO. 25-015

5 BDRM 5-1/2 BATH 2-STORY
RIVER RANCH LOT 56 MCCALL, ID

CONTRACTOR TO VERIFY ALL DETAILS, DIMENSIONS, AND SPECIFICATIONS PRIOR CONSTRUCTION, AND REPORT ANY OMISSIONS AND/OR ERRORS TO SMC DESIGN. THE PURCHASER OR BUILDER OF THIS PLAN RELEASES SMC DESIGN FROM ANY CLAIMS, LITIGATIONS OR SUITS THAT MAY ARISE DURING CONSTRUCTION OR ANYTIME THEREAFTER.

SHEET SIZE ARCH E (36" x 48")

INITIAL DATE: 9/24/2025
PRINT DATE: 9/9/2025

DRAWN BY: Steve

COVER SHEET

SMC Design
SMC Design
208.249.7288
Nampa, ID

SHEET NUMBER
A1
PAGE 1 OF 10

RIVER RANCH PHASE 1B LOT 56
1 IN = 15 FT

FLUMBING FIXTURE SCHEDULE			
FLOOR	LABEL	QTY	FIXTURE VALUE
1	BATHROOM SINK	1	1
2	BATHROOM SINK	3	3
1	HOSE BIB	3	3 (1 FOR EA. ADD.)
1	KITCHEN FAUCET	2	1.5
1	SHOWER HEAD	5	2
2	SHOWER HEAD	1	2
1	SINGLE BASIN UNDERMOUNT SINK	1	1
1	TOILET - 1.6 GPF GRAVITY TANK	4	2.5
2	TOILET - 1.6 GPF GRAVITY TANK	2	2.5
1	WASHER	1	2

SHEET INDEX

SCAN FOR CURRENT PLAN

LICENSED ARCHITECT
AR-985249
09.03.2025
JESSICA PETTY
STATE OF IDAHO

PROJECT NO.
25-015

5 BDRM 5-1/2 BATH 2-STORY
RIVER RANCH LOT 56 MCCALL, ID

CONTRACTOR TO VERIFY ALL DETAILS, DIMENSIONS, AND SPECIFICATIONS PRIOR CONSTRUCTION, AND REPORT ANY OMISSIONS AND/OR ERRORS TO SMC DESIGN. THE PURCHASER OR BUILDER OF THIS PLAN RELEASES SMC DESIGN FROM ANY CLAIMS, LITIGATIONS OR SUITS THAT MAY ARISE DURING CONSTRUCTION OR ANYTIME THEREAFTER.

SHEET SIZE
ARCH E (36" x 48")

INITIAL DATE: 3/24/2025
PRINT DATE: 9/9/2025

DRAWN BY:
Steve

SITE PLAN

SMC Design
SMC Design
208.249.7298
Nampa, ID

SHEET NUMBER
A2
PAGE 2 OF 10

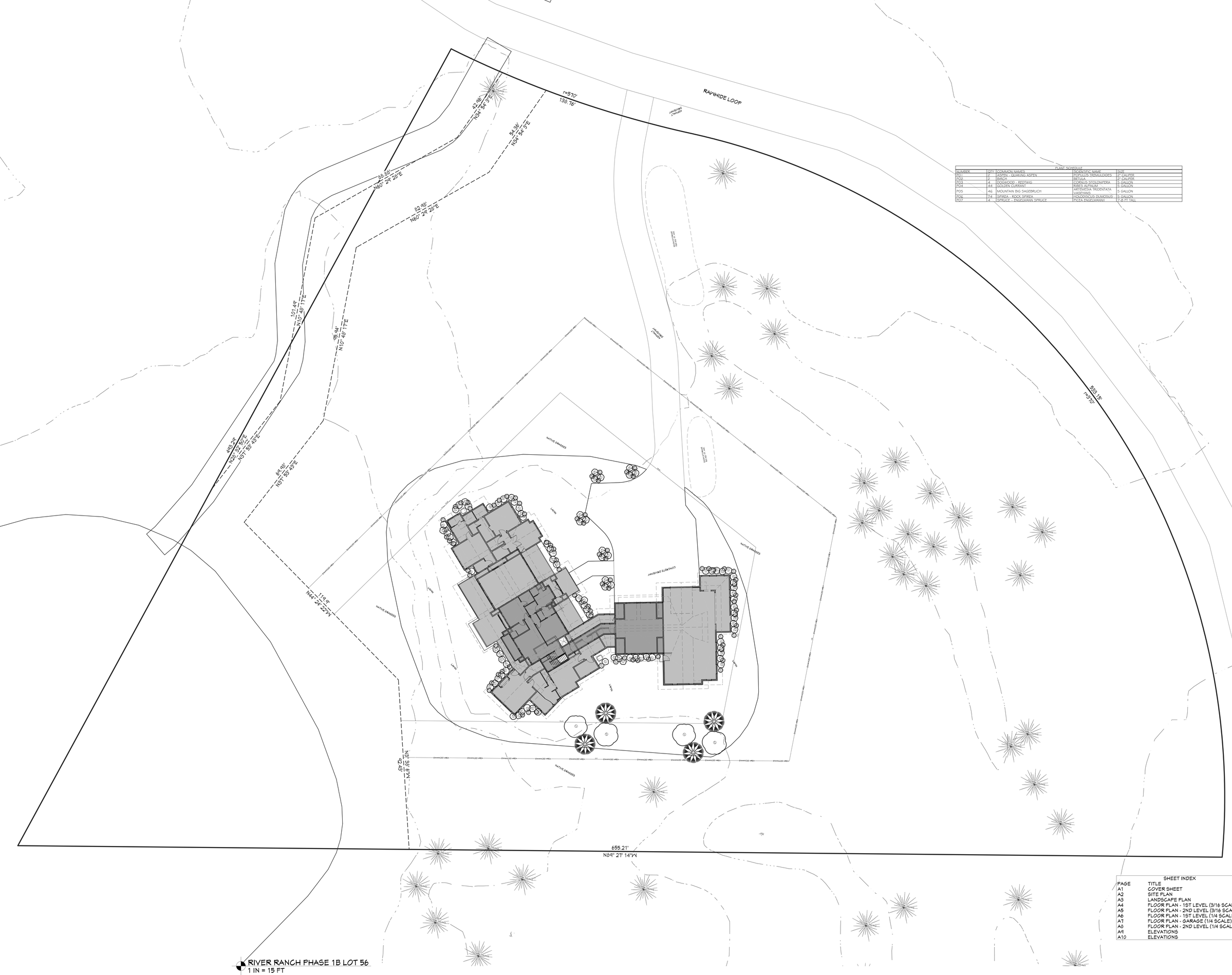

RIVER RANCH PHASE 1B LOT 56
1 IN = 15 FT

SCAN FOR CURRENT PLAN

PLANT SCHEDULE				
NUMBER	QTY	COMMON NAME(S)	SCIENTIFIC NAME	SIZE
PO1	2	ASPEN - QUAKING ASPEN	POPULUS TREMULOIDES	2" CALIPER
PO2	2	BIRCH	BETULA	2" CALIPER
PO3	4	DOGWOOD - RED TWIG	CORNUS STOLONIFERA	5 GALLON
PO4	44	GOLDEN CURRANT	RIBES AUREUM	5 GALLON
PO5	46	MOUNTAIN BIG SAGEBRUCH	ARTEMESIA TRIDENTATA VASEYANA	5 GALLON
PO6	74	SPIREA - ROCK SPIREA	HOLODISCUS DUMOSUS	5 GALLON
PO7	4	SPRUCE - ENGELMANN SPRUCE	PICITA ENGELMANNII	7-8 FT TALL

LICENSED ARCHITECT
AR-985249
09.03.2025
JESSICA PETTY
STATE OF IDAHO

PROJECT NO.
25-015

5 BDRM 5-1/2 BATH 2-STORY
RIVER RANCH LOT 56 MCCALL, ID

CONTRACTOR TO VERIFY ALL DETAILS, DIMENSIONS, AND SPECIFICATIONS PRIOR CONSTRUCTION, AND REPORT ANY OMISSIONS AND/OR ERRORS TO SMC DESIGN. THE PURCHASER OR BUILDER OF THIS PLAN RELEASES SMC DESIGN FROM ANY CLAIMS, LITIGATIONS OR SUITS THAT MAY ARISE DURING CONSTRUCTION OR ANYTIME THEREAFTER.

SHEET SIZE
ARCH E (36" x 48")

INITIAL DATE: 3/24/2025
PRINT DATE: 9/9/2025

DRAWN BY:
Steve

LANDSCAPE PLAN

SMC Design
208.249.7298
Nampa, ID

SHEET INDEX

SHEET NUMBER
A3
PAGE 3 OF 10

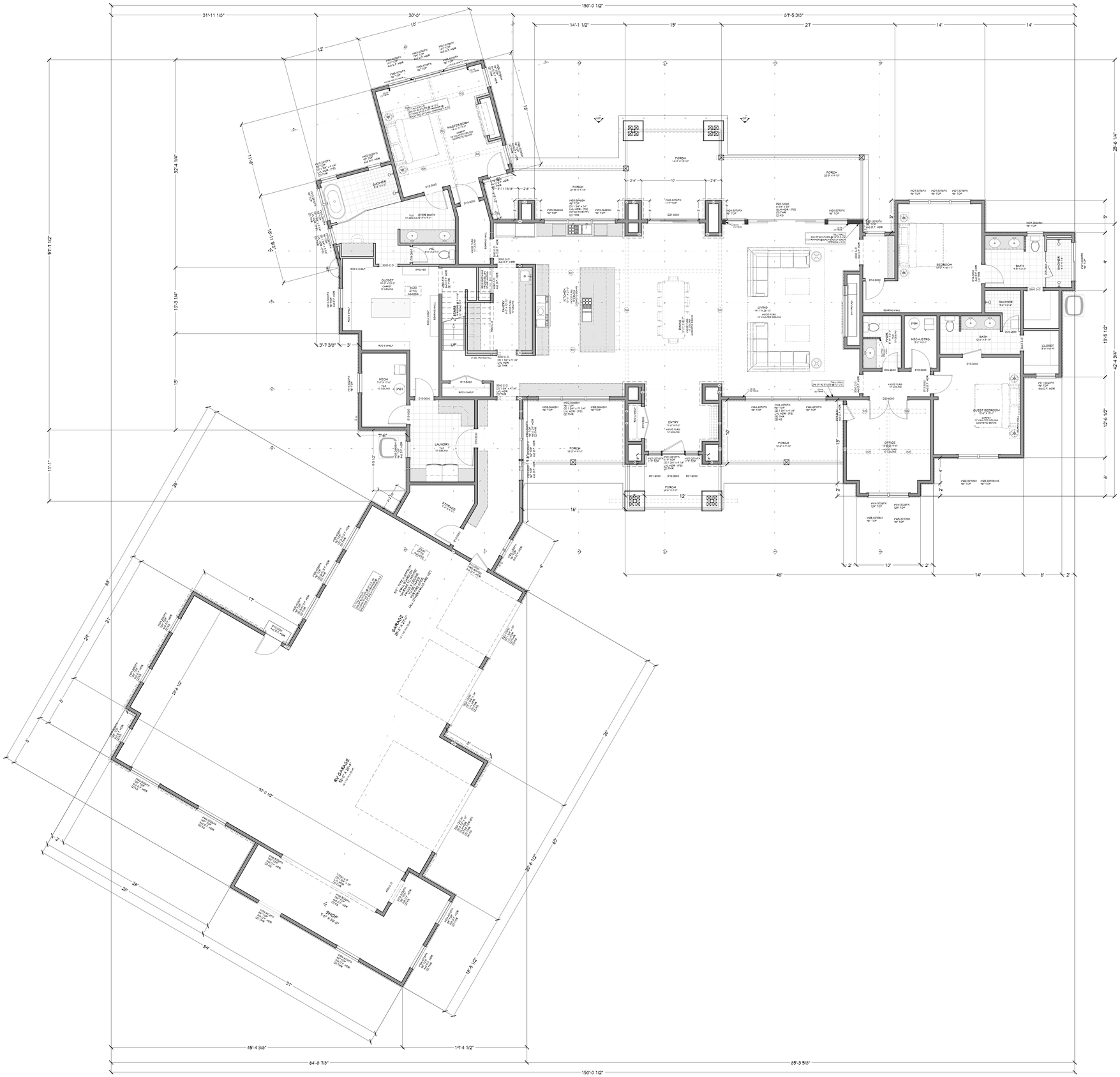

FLOOR PLAN - 1ST LEVEL
3/16 IN = 1 FT

SCAN FOR CURRENT PLAN

DOOR SCHEDULE												
NUMBER	QTY	FLOOR	SIZE	WIDTH	HEIGHT	TYPE	TEMPERED	FIRE	COMMENTS	CALC #	NUMBER
D01	1	2	2080 EX	24"	80"	FWD					D01
D02	1	2	2468 R	24"	80"	SHOWER	YES				D02
D03	1	2	2668 R	30"	80"	SHOWER	YES				D03
D04	1	2	2668 R	30"	80"	SHOWER	YES				D04
D05	1	2	2868 R	32"	80"	SHOWER	YES				D05
D06	2	2	2800 R IN	30"	96"	HINGED					D06
D07	1	2	2800 L IN	30"	96"	HINGED					D07
D08	1	2	2868 L IN	32"	96"	HINGED					D08
D09	1	2	2680 L IX	30"	96"	HINGED					D09
D10	1	2	2680 L EX	30"	96"	POCKET					D10
D11	1	1	3080 R IN	36"	96"	HINGED	YES				D11
D12	1	1	3080 R EX	36"	96"	HINGED					D12
D13	9	1	3080 L IN	36"	96"	HINGED					D13
D14	2	1	3080 R IN	36"	96"	HINGED					D14
D15	1	1	3080 R EX	36"	96"	HINGED				19	D15
D16	1	1	3680 L EX	42"	96"	HINGED					D16
D17	1	2	4880 L IN	96"	96"	SLIDER					D17
D18	1	2	5080 R EX	60"	96"	SLIDER				22	D18
D19	2	1	5080 LR IN	60"	96"	DOUBLE HINGED					D19
D20	1	1	5080 LR IN	72"	96"	DOUBLE HINGED					D20
D21	1	1	8080 L EX	96"	96"	SLIDER					D21
D22	2	1	2000	120"	108"	GARAGE				6	D22
D23	1	1	12080 L EX	144"	96"	QUAD SLIDER				30	D23
D24	1	1	12040	144"	168"	GARAGE				4	D24

WINDOW/DOOR LABEL LEGEND
TMR NUMBER OF TRIMMERS @ EACH END (1 TRIMMER REQD UNO)
KS KING STUD (1 KING STUD UNO)
FS FULL SPAN HEADER (NO MID BEARING POINTS)
MB FULL WIDTH HEADER W/MID SPAN BEARING POINTS

WINDOW SCHEDULE											
NUMBER	QTY	FLOOR	SIZE	WIDTH	HEIGHT	EGRESS	TEMPERED	DESCRIPTION	COMMENTS	CALC#	NUMBER
W01	2	1	2012FX	24"	18"			FIXED GLASS		26	W01
W02	1	1	2020FX	24"	24"			FIXED GLASS			W02
W03	1	1	2028FX	24"	36"			FIXED GLASS			W03
W04	2	2	2622FX	30"	32"			FIXED GLASS			W04
W05	1	2	2626FX	30"	36"			FIXED GLASS		3	W05
W06	4	2	2636FX	30"	42"			FIXED GLASS			W06
W07	1	1	2646CH	30"	54"			SINGLE HUNG			W07
W08	1	1	2646RH	30"	56"			SINGLE HUNG		7	W08
W09	2	1	2652FX	30"	60"			FIXED GLASS		3	W09
W10	4	1	2670FX	30"	84"			FIXED GLASS		15	W10
W11	1	1	3020FX	36"	24"			FIXED GLASS			W11
W12	1	1	3020FX	36"	24"			FIXED GLASS		13	W12
W13	2	1	3026FX	36"	30"			FIXED GLASS		2	W13
W14	2	1	3028FX	36"	30"			FIXED GLASS			W14
W15	2	2	3036FX	36"	30"			FIXED GLASS		20	W15
W16	1	1	3038FX	36"	30"			FIXED GLASS		3	W16
W17	1	2	3050CH	36"	60"			SINGLE HUNG			W17
W18	1	2	3050RH	36"	60"	YES		SINGLE HUNG			W18
W19	2	2	3060RH	36"	72"	YES		SINGLE HUNG			W19
W20	1	2	3060RH	36"	72"			SINGLE HUNG			W20
W21	1	1	3070FX	36"	84"			FIXED GLASS		32	W21
W22	1	1	3070RH	36"	84"			SINGLE HUNG			W22
W23	1	1	3070RH	36"	84"	YES		SINGLE HUNG			W23
W24	2	1	3070FX	36"	84"			FIXED GLASS		30	W24
W25	2	1	3070RH	36"	84"			SINGLE HUNG		31	W25
W26	2	1	3076SH	36"	90"			SINGLE HUNG		19	W26
W27	3	1	3076FX	36"	90"			FIXED GLASS			W27
W28	1	1	3080FX	36"	96"			FIXED GLASS			W28
W29	2	1	3080FX	36"	96"			FIXED GLASS		6	W29
W30	1	1	3080FX	36"	96"			FIXED GLASS		9	W30
W31	1	1	3610FX	42"	18"			FIXED GLASS		26	W31
W32	3	1	3646SH	42"	54"			SINGLE HUNG		36	W32
W33	3	1	3646SH	42"	54"			SINGLE HUNG		29	W33
W34	4	1	4010FX	48"	18"			FIXED GLASS		1	W34
W35	1	1	4020FX	48"	30"			FIXED GLASS		5	W35
W36	6	2	4022FX	48"	30"			FIXED GLASS			W36
W37	3	2	4036FX	48"	42"			FIXED GLASS		17	W37
W38	6	2	4040RO	48"	48"			RIGHT SLIDING			W38
W39	1	2	4040RO	48"	48"			RIGHT SLIDING		27	W39
W40	1	2	4040RO	48"	48"			RIGHT SLIDING		23	W40
W41	1	2	4040RO	48"	48"	YES		RIGHT SLIDING		23	W41
W42	3	1	4046FX	48"	48"			FIXED GLASS		28	W42
W43	1	1	4060FX	48"	60"			FIXED GLASS		18	W43
W44	3	1	4070FX	48"	84"			FIXED GLASS		29	W44
W45	3	1	4076FX	48"	90"			FIXED GLASS			W45
W46	4	1	5060FX	60"	60"			FIXED GLASS		3	W46
W47	1	1	6020RO	72"	24"			RIGHT SLIDING			W47
W48	1	1	8010FX	96"	18"			FIXED GLASS			W48

LICENSED ARCHITECT AR-985249
09.03.2025
JESSICA PETTY
STATE OF IDAHO

PROJECT NO. 25-015

5 BDRM 5-1/2 BATH 2-STORY
RIVER RANCH LOT 56 MCCALL, ID

CONTRACTOR TO VERIFY ALL DETAILS, DIMENSIONS, AND SPECIFICATIONS PRIOR CONSTRUCTION, AND REPORT ANY OMISSIONS AND/OR ERRORS TO SMC DESIGN. THE PURCHASER OR BUILDER OF THIS PLAN RELEASES SMC DESIGN FROM ANY CLAIMS, LITIGATIONS OR SUITS THAT MAY ARISE DURING CONSTRUCTION OR ANYTIME THEREAFTER.

MAIN LEVEL NOTES:

ALL ANGLE 45° UNO
2x6 EXT. WALLS @ 16" O.C.
10'-1 1/8" PLATE HEIGHT UNO
ALL PARTITION DIMENSIONS
ARE TO FACE OF STUD

MAIN LEVEL	4342	sq. ft.
UPPER LEVEL	1193	sq. ft.
TOTAL LIVING SPACE	5535	sq. ft.
BONUS SPACE	584	sq. ft.
UNFINISHED/MECH.	233	sq. ft.
GARAGE	2542	sq. ft.
COV'D PORCH/DECK	1104	sq. ft.

SHEET INDEX

SHEET SIZE
ARCH E (36" x 48")

INITIAL DATE: 9/24/2025
PRINT DATE: 9/9/2025

DRAWN BY:
Steve

FLOOR PLAN - 1ST LEVEL (3/16 SCALE)

SMC Design
208.249.7288
Nampa, ID

SHEET NUMBER
A4
PAGE 4 OF 10

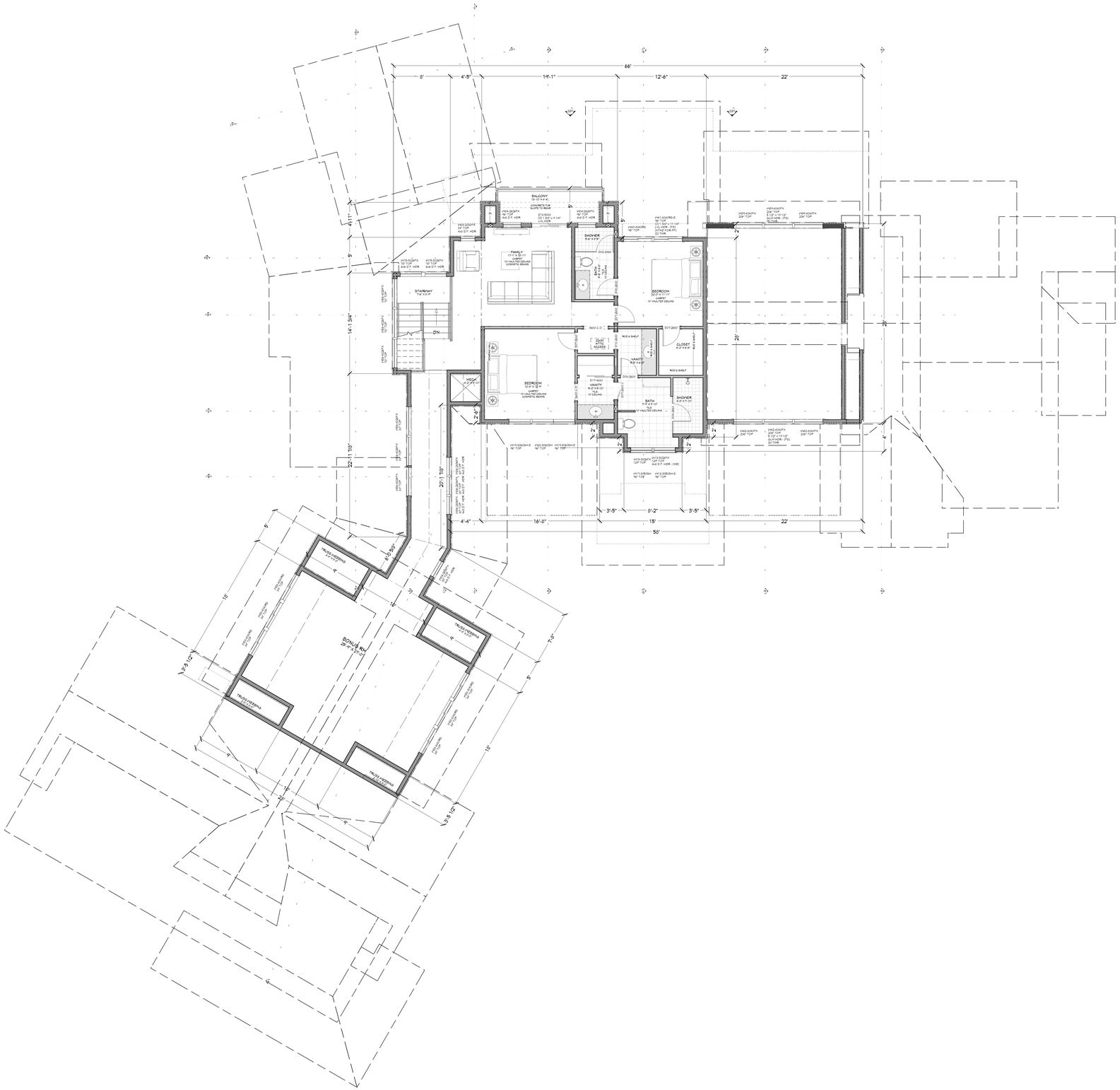

FLOOR PLAN - 1ST LEVEL
3/16 IN = 1 FT

SCAN FOR CURRENT PLAN

DOOR SCHEDULE											
NUMBER	QTY	FLOOR	SIZE	WIDTH	HEIGHT	TYPE	TEMPERED	FIRE	COMMENTS	CALC #	NUMBER
D01	1	2	2080 EX	24"	80"	FIXED					D01
D02	1	2	2468 R	24"	80"	SHOWER	YES				D02
D03	1	2	2668 R	30"	80"	SHOWER	YES				D03
D04	1	2	2668 R	30"	80"	SHOWER	YES				D04
D05	1	2	2868 R	32"	80"	SHOWER	YES				D05
D06	2	2	2820 R IN	30"	96"	HINGED					D06
D07	4	2	2820 L IN	30"	96"	HINGED					D07
D08	1	2	2820 L IN	30"	96"	HINGED					D08
D09	1	2	2820 L IN	30"	96"	HINGED					D09
D10	1	2	2680 L	30"	96"	POCKET					D10
D11	1	1	3080 R IN	36"	96"	HINGED	YES				D11
D12	1	1	3080 R IN	36"	96"	HINGED					D12
D13	9	1	3080 L IN	36"	96"	HINGED					D13
D14	2	1	3080 R IN	36"	96"	HINGED					D14
D15	1	1	3080 R EX	36"	96"	HINGED				19	D15
D16	1	1	3680 L EX	42"	96"	HINGED					D16
D17	1	2	4880 L IN	54"	96"	SLIDER					D17
D18	1	2	5080 R EX	60"	96"	SLIDER				22	D18
D19	2	1	5080 LR IN	60"	96"	DOUBLE HINGED					D19
D20	1	1	5080 LR IN	72"	96"	DOUBLE HINGED					D20
D21	1	1	6080 L EX	96"	96"	SLIDER					D21
D22	2	1	2068O	120"	1'08"	GARAGE				6	D22
D23	1	1	12080 L EX	144"	96"	QUAD SLIDER				30	D23
D24	1	1	12040	144"	1'68"	GARAGE				4	D24

WINDOW/DOOR LABEL LEGEND
TMR NUMBER OF TRIMMERS @ EACH END (1 TRIMMER REQD UNO)
KS KING STUD (1 KING STUD UNO)
FS FULL SPAN HEADER (NO MID BEARING POINTS)
MB FULL WIDTH HEADER W/MID SPAN BEARING POINTS)

WINDOW SCHEDULE											
NUMBER	QTY	FLOOR	SIZE	WIDTH	HEIGHT	EGRESS	TEMPERED	DESCRIPTION	COMMENTS	CALC#	NUMBER
W01	2	1	2012FX	24"	18"			FIXED GLASS		26	W01
W02	1	1	2020FX	24"	24"			FIXED GLASS			W02
W03	1	2	2030FX	24"	36"			FIXED GLASS			W03
W04	2	2	2622FX	30"	30"			FIXED GLASS			W04
W05	1	1	2626FX	30"	30"			FIXED GLASS		3	W05
W06	4	2	2636FX	30"	42"			FIXED GLASS			W06
W07	1	1	2646CH	30"	54"			SINGLE HUNG			W07
W08	1	1	2646RSH	30"	56"			SINGLE HUNG		7	W08
W09	2	1	2652FX	30"	60"			FIXED GLASS		3	W09
W10	4	1	2670FX	30"	84"			FIXED GLASS		15	W10
W11	1	1	3020FX	36"	24"			FIXED GLASS			W11
W12	1	1	3020FX	36"	24"			FIXED GLASS		13	W12
W13	2	1	3026FX	36"	30"			FIXED GLASS		21	W13
W14	2	1	3028FX	36"	30"			FIXED GLASS			W14
W15	2	2	3036FX	36"	30"			FIXED GLASS		20	W15
W16	1	1	3038FX	36"	30"			FIXED GLASS		3	W16
W17	1	2	3050CH	36"	60"			SINGLE HUNG			W17
W18	1	2	3050RSH	36"	60"	YES		SINGLE HUNG			W18
W19	2	2	3060CH	36"	72"	YES		SINGLE HUNG			W19
W20	1	2	3060RSH	36"	72"			SINGLE HUNG			W20
W21	1	1	3070FX	36"	84"			FIXED GLASS		32	W21
W22	1	1	3070RSH	36"	84"			SINGLE HUNG			W22
W23	1	1	3070CH	36"	84"	YES		SINGLE HUNG			W23
W24	2	1	3070FX	36"	84"			FIXED GLASS		30	W24
W25	2	1	3070CH	36"	84"			SINGLE HUNG		31	W25
W26	2	1	3076SH	36"	90"			SINGLE HUNG		19	W26
W27	1	1	3076FX	36"	90"			FIXED GLASS			W27
W28	1	1	3080FX	36"	96"			FIXED GLASS			W28
W29	2	1	3080FX	36"	96"			FIXED GLASS		6	W29
W30	1	1	3080FX	36"	96"			FIXED GLASS		9	W30
W31	1	1	3E16FX	42"	18"			FIXED GLASS		26	W31
W32	3	1	3E46SH	42"	54"			SINGLE HUNG		36	W32
W33	3	1	3E46SH	42"	54"			SINGLE HUNG		29	W33
W34	4	1	4016FX	48"	18"			FIXED GLASS		1	W34
W35	2	1	4026FX	48"	30"			FIXED GLASS		5	W35
W36	6	2	4026FX	48"	30"			FIXED GLASS			W36
W37	2	1	4036FX	48"	42"			FIXED GLASS		17	W37
W38	6	2	4036CR	48"	48"			RIGHT SLIDING			W38
W39	3	2	4040CR	48"	48"			RIGHT SLIDING		27	W39
W40	1	2	4040RS	48"	48"			RIGHT SLIDING		23	W40
W41	1	2	4040RS	48"	48"	YES		RIGHT SLIDING		23	W41
W42	1	1	4046FX	48"	48"			FIXED GLASS		28	W42
W43	1	1	4050FX	48"	60"			FIXED GLASS		18	W43
W44	3	1	4070FX	48"	84"			FIXED GLASS		29	W44
W45	3	1	4076FX	48"	90"			FIXED GLASS			W45
W46	4	1	5026FX	60"	30"			FIXED GLASS		3	W46
W47	1	1	6020RS	72"	24"			RIGHT SLIDING			W47
W48	1	1	8016FX	96"	18"			FIXED GLASS			W48

LICENSED ARCHITECT AR-985249
09.03.2025
JESSICA PETTY
STATE OF IDAHO

PROJECT NO. 25-015

5 BDRM 5-1/2 BATH 2-STORY
RIVER RANCH LOT 56 MCCALL, ID

CONTRACTOR TO VERIFY ALL DETAILS, DIMENSIONS, AND SPECIFICATIONS PRIOR CONSTRUCTION, AND REPORT ANY OMISSIONS AND/OR ERRORS TO SMC DESIGN. THE PURCHASER OR BUILDER OF THIS PLAN RELEASES SMC DESIGN FROM ANY CLAIMS, LITIGATIONS OR SUITS THAT MAY ARISE DURING CONSTRUCTION OR ANYTIME THEREAFTER.

UPPER LEVEL NOTES:
ALL ANGLE 45° UNO
2x6 EXT. WALLS @ 16" O.C.
10'-1 1/8" PLATE HEIGHT UNO
ALL PARTITION DIMENSIONS
ARE TO FACE OF STUD

MAIN LEVEL	4342	sq. ft.
UPPER LEVEL	1193	sq. ft.
TOTAL LIVING SPACE	5535	sq. ft.
BONUS SPACE	584	sq. ft.
UNFINISHED/MECH.	233	sq. ft.
GARAGE	2542	sq. ft.
COV'D PORCH/DECK	1104	sq. ft.

SHEET SIZE
ARCH E (36" x 48")

INITIAL DATE: 9/24/2025
PRINT DATE: 9/9/2025

DRAWN BY:
Steve

FLOOR PLAN - 2ND LEVEL (3/16 SCALE)

SMC Design
SMC Design
208.249.7288
Nampa, ID

SHEET INDEX

SHEET NUMBER
A5

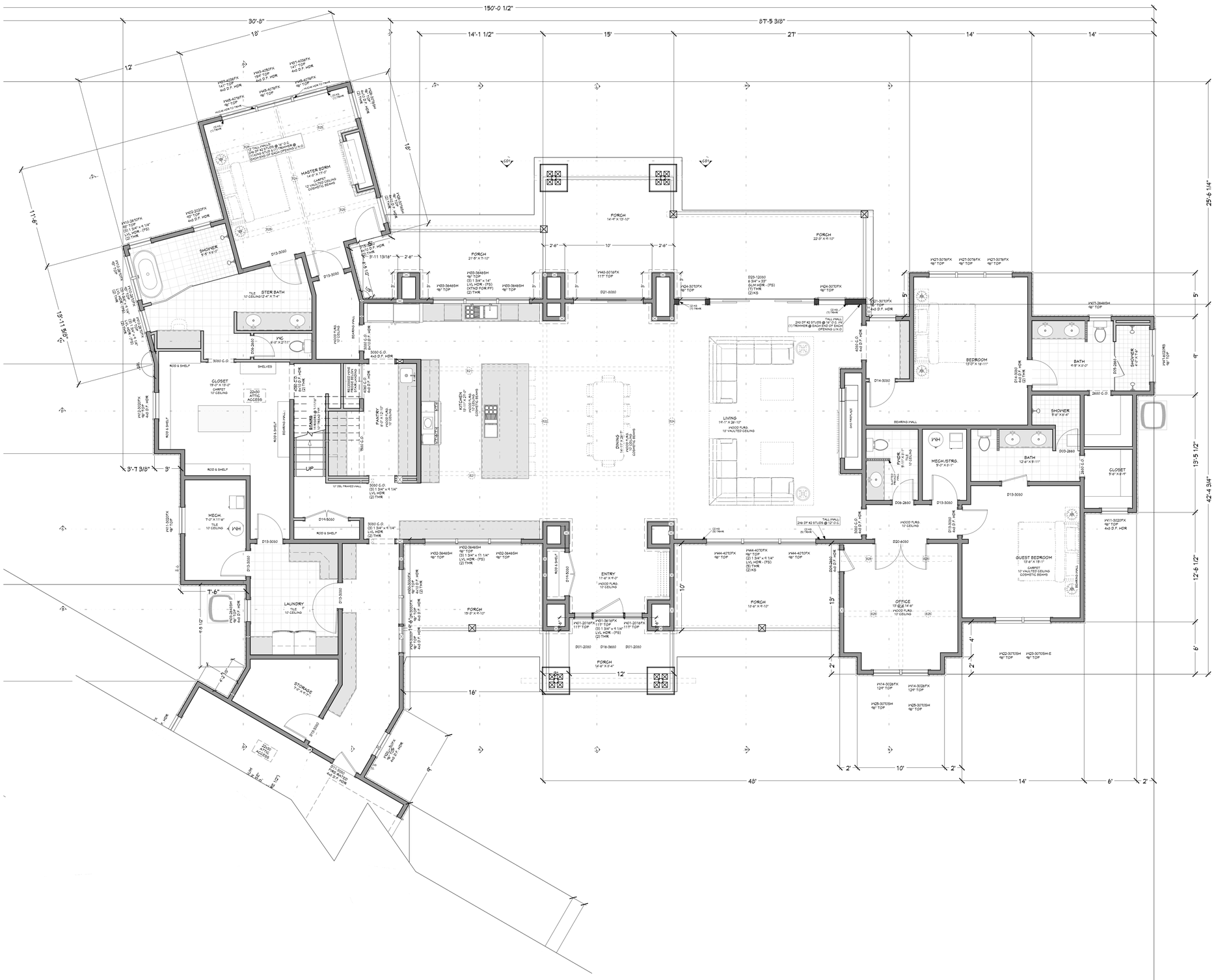

FLOOR PLAN - 1ST LEVEL
1/4 IN = 1 FT

SCAN FOR CURRENT PLAN

DOOR SCHEDULE												
NUMBER	QTY	FLOOR	SIZE	WIDTH	HEIGHT	TYPE	TEMPERED	FIRE	COMMENTS	CALC #	NUMBER
D01	1	2	2080 EX	24"	80"	FIXED					D01
D02	1	2	2468 R	24"	80"	SHOWER	YES				D02
D03	1	2	2668 R	30"	80"	SHOWER	YES				D03
D04	1	2	2668 R	30"	80"	SHOWER	YES				D04
D05	1	2	2868 L	32"	80"	SHOWER	YES				D05
D06	2	1	2680 R IN	30"	96"	HINGED					D06
D07	4	2	2680 L IN	30"	96"	HINGED					D07
D08	1	2	2680 L IN	30"	96"	HINGED					D08
D09	1	2	2680 L EX	30"	96"	HINGED					D09
D10	1	2	2680 L	30"	96"	POCKET					D10
D11	1	1	3080 R IN	36"	96"	HINGED	YES				D11
D12	1	1	3080 R EX	36"	96"	HINGED					D12
D13	9	1	3080 L IN	36"	96"	HINGED					D13
D14	2	1	3080 R IN	36"	96"	HINGED					D14
D15	1	1	3080 R EX	36"	96"	HINGED				19	D15
D16	1	1	3280 L EX	42"	96"	HINGED					D16
D17	1	2	4880 L IN	96"	96"	SLIDER					D17
D18	1	2	5080 R EX	60"	96"	SLIDER				22	D18
D19	2	1	5080 LR IN	60"	96"	DOUBLE HINGED					D19
D20	1	1	6080 LR IN	72"	96"	DOUBLE HINGED					D20
D21	1	1	8080 L EX	96"	96"	SLIDER					D21
D22	2	1	12000	120"	120"	GARAGE				6	D22
D23	1	1	12080 L EX	144"	96"	QUAD SLIDER				30	D23
D24	1	1	12040	144"	160"	GARAGE				4	D24

WINDOW/DOOR LABEL LEGEND
TMR NUMBER OF TRIMMERS @ EACH END (1 TRIMMER REQD UNO)
KS KING STUD (1 KING STUD UNO)
FS FULL SPAN HEADER (NO MID BEARING POINTS)
MB FULL WIDTH HEADER W/MID SPAN BEARING POINTS

WINDOW SCHEDULE											
NUMBER	QTY	FLOOR	SIZE	WIDTH	HEIGHT	EGRESS	TEMPERED	DESCRIPTION	COMMENTS	CALC#	NUMBER
W01	2	1	2012FX	24"	18"			FIXED GLASS		20	W01
W02	1	1	2020FX	24"	24"			FIXED GLASS			W02
W03	1	2	2030FX	24"	36"			FIXED GLASS			W03
W04	2	2	2622FX	30"	30"			FIXED GLASS			W04
W05	1	2	2626FX	30"	30"			FIXED GLASS		3	W05
W06	4	2	2636FX	30"	42"			FIXED GLASS			W06
W07	1	1	2646PH	30"	54"			SINGLE HUNG			W07
W08	1	1	2646RH	30"	56"			SINGLE HUNG		7	W08
W09	2	1	2656FX	30"	60"			FIXED GLASS		3	W09
W10	4	1	2670FX	30"	84"			FIXED GLASS		15	W10
W11	1	1	3020FX	36"	24"			FIXED GLASS			W11
W12	1	1	3020FX	36"	24"			FIXED GLASS		13	W12
W13	2	1	3026FX	36"	30"			FIXED GLASS		21	W13
W14	2	1	3028FX	36"	30"			FIXED GLASS			W14
W15	2	2	3036FX	36"	30"			FIXED GLASS		20	W15
W16	1	1	3038FX	36"	30"			FIXED GLASS		3	W16
W17	1	2	3050FX	36"	60"			SINGLE HUNG			W17
W18	1	2	3050RH	36"	60"	YES		SINGLE HUNG			W18
W19	2	2	3060RH	36"	72"	YES		SINGLE HUNG			W19
W20	1	2	3060RH	36"	72"			SINGLE HUNG			W20
W21	1	2	3070FX	36"	84"			FIXED GLASS		32	W21
W22	1	1	3070RH	36"	84"			SINGLE HUNG			W22
W23	1	1	3070RH	36"	84"	YES		SINGLE HUNG			W23
W24	2	1	3070PX	36"	84"			FIXED GLASS		30	W24
W25	2	1	3070SH	36"	84"			SINGLE HUNG		31	W25
W26	2	1	3076SH	36"	90"			SINGLE HUNG		19	W26
W27	3	1	3078FX	36"	90"			FIXED GLASS			W27
W28	1	1	3080FX	36"	96"			FIXED GLASS			W28
W29	1	1	3080FX	36"	96"			FIXED GLASS		8	W29
W30	1	1	3080PX	36"	96"			FIXED GLASS		9	W30
W31	1	2	3616FX	42"	16"			FIXED GLASS		26	W31
W32	3	1	3646SH	42"	54"			SINGLE HUNG		36	W32
W33	1	1	3646SH	42"	54"			SINGLE HUNG		23	W33
W34	4	1	4016FX	48"	18"			FIXED GLASS		1	W34
W35	3	1	4024FX	48"	30"			FIXED GLASS		5	W35
W36	6	2	4026FX	48"	30"			FIXED GLASS			W36
W37	2	2	4030FX	48"	36"			FIXED GLASS		17	W37
W38	6	2	4040RO	48"	48"			RIGHT SLIDING			W38
W39	3	2	4040FX	48"	48"			FIXED GLASS		27	W39
W40	1	2	4040RO	48"	48"			RIGHT SLIDING		23	W40
W41	1	2	4040RO	48"	48"	YES		RIGHT SLIDING		23	W41
W42	3	2	4040PX	48"	48"			FIXED GLASS		28	W42
W43	1	2	4050FX	48"	60"			FIXED GLASS		8	W43
W44	3	1	4070FX	48"	84"			FIXED GLASS		29	W44
W45	3	1	4070FX	48"	90"			FIXED GLASS			W45
W46	4	1	5030RO	60"	36"			RIGHT SLIDING		3	W46
W47	1	1	6020RO	72"	24"			RIGHT SLIDING			W47
W48	1	1	6016FX	72"	16"			FIXED GLASS			W48

LICENSED ARCHITECT AR-985249
09.03.2025
JESSICA PETTY
STATE OF IDAHO

PROJECT NO. 25-015

5 BDRM 5-1/2 BATH 2-STORY
RIVER RANCH LOT 56 MCCALL, ID

CONTRACTOR TO VERIFY ALL DETAILS, DIMENSIONS, AND SPECIFICATIONS PRIOR CONSTRUCTION, AND REPORT ANY OMISSIONS AND/OR ERRORS TO SMC DESIGN. THE PURCHASER OR BUILDER OF THIS PLAN RELEASES SMC DESIGN FROM ANY CLAIMS, LITIGATIONS OR SUITS THAT MAY ARISE DURING CONSTRUCTION OR ANYTIME THEREAFTER.

MAIN LEVEL NOTES:
ALL ANGLE 45° UNO
2x6 EXT. WALLS @ 16" O.C.
10'-1 1/8" PLATE HEIGHT UNO
ALL PARTITION DIMENSIONS
ARE TO FACE OF STUD

MAIN LEVEL	4342	sq. ft.
UPPER LEVEL	1193	sq. ft.
TOTAL LIVING SPACE	5535	sq. ft.
BONUS SPACE	584	sq. ft.
UNFINISHED/MECH.	233	sq. ft.
GARAGE	2542	sq. ft.
COV'D PORCH/DECK	1104	sq. ft.

SHEET INDEX

SHEET SIZE: ARCH E (36" x 48")

INITIAL DATE: 9/24/2025
PRINT DATE: 9/9/2025

DRAWN BY: Steve

FLOOR PLAN - 1ST LEVEL (1/4 SCALE)

SMC Design
208.249.7288
Nampa, ID

SHEET NUMBER
A6
PAGE 6 OF 10

FLOOR PLAN - 1ST LEVEL
1/4 IN = 1 FT

DOOR SCHEDULE											
NUMBER	QTY	FLOOR	SIZE	WIDTH	HEIGHT	TYPE	TEMPERED	FIRE	COMMENTS	CALC #	NUMBER
D01	2	1	2080 EX	24"	80"	SWING					D01
D02	1	2	2468 R	24"	80"	SHOWER	YES				D02
D03	1	2	2668 R	30"	80"	SHOWER	YES				D03
D04	1	2	2668 R	30"	80"	SHOWER	YES				D04
D05	1	2	2868 R	32"	80"	SHOWER	YES				D05
D06	2	1	2680 R IN	30"	96"	HINGED					D06
D07	4	2	2880 R IN	32"	96"	HINGED					D07
D08	1	2	2880 L IN	32"	96"	HINGED					D08
D09	1	2	2880 L EX	32"	96"	HINGED					D09
D10	1	2	2680 L	30"	96"	POCKET					D10
D11	1	1	3080 R IN	36"	96"	HINGED		YES			D11
D12	1	1	3080 R EX	36"	96"	HINGED					D12
D13	9	1	3080 L IN	36"	96"	HINGED					D13
D14	2	1	3080 R IN	36"	96"	HINGED					D14
D15	1	1	3080 R EX	36"	96"	HINGED				19	D15
D16	1	1	3680 L EX	42"	96"	HINGED					D16
D17	1	2	4880 L IN	96"	96"	SLIDER					D17
D18	1	2	5080 R EX	60"	96"	SLIDER				22	D18
D19	2	1	5080 LR IN	60"	96"	DOUBLE HINGED					D19
D20	1	1	5080 LR IN	72"	96"	DOUBLE HINGED					D20
D21	1	1	6080 L EX	96"	96"	SLIDER					D21
D22	2	1	10080	120"	108"	GARAGE				6	D22
D23	1	1	10080 L EX	144"	96"	QUAD SLIDER				30	D23
D24	1	1	10140	144"	168"	GARAGE				4	D24

WINDOW/DOOR LABEL LEGEND
TMR NUMBER OF TRIMMERS @ EACH END (1 TRIMMER REQD UNO)
KS KING STUD (1 KING STUD UNO)
FS FULL SPAN HEADER (NO MID BEARING POINTS)
MB FULL WIDTH HEADER W/MID SPAN BEARING POINTS

WINDOW SCHEDULE											
NUMBER	QTY	FLOOR	SIZE	WIDTH	HEIGHT	EGRESS	TEMPERED	DESCRIPTION	COMMENTS	CALC#	NUMBER
W01	2	1	2016FX	24"	16"			FIXED GLASS		26	W01
W02	1	1	2020FX	24"	24"			FIXED GLASS			W02
W03	1	2	2030FX	24"	36"			FIXED GLASS			W03
W04	2	2	2622FX	30"	30"			FIXED GLASS			W04
W05	1	2	2626FX	30"	30"			FIXED GLASS		3	W05
W06	4	2	2636FX	30"	42"			FIXED GLASS			W06
W07	1	1	2646SH	30"	54"			SINGLE HUNG			W07
W08	1	1	2646RSH	30"	56"			SINGLE HUNG		7	W08
W09	2	2	2652FX	30"	60"			FIXED GLASS		3	W09
W10	4	1	2670FX	30"	84"			FIXED GLASS		15	W10
W11	1	1	3020FX	36"	24"			FIXED GLASS			W11
W12	1	1	3020FX	36"	24"			FIXED GLASS		13	W12
W13	2	1	3026FX	36"	30"			FIXED GLASS		21	W13
W14	2	1	3026FX	36"	30"			FIXED GLASS			W14
W15	2	2	3036FX	36"	30"			FIXED GLASS		20	W15
W16	1	1	3036FX	36"	30"			FIXED GLASS		3	W16
W17	1	2	3050SH	36"	60"			SINGLE HUNG			W17
W18	1	2	3050SH	36"	60"	YES		SINGLE HUNG			W18
W19	2	2	3060SH	36"	72"	YES		SINGLE HUNG			W19
W20	1	2	3060SH	36"	72"			SINGLE HUNG			W20
W21	1	1	3070FX	36"	84"			FIXED GLASS		32	W21
W22	1	1	3070SH	36"	84"			SINGLE HUNG			W22
W23	1	1	3070SH	36"	84"	YES		SINGLE HUNG			W23
W24	2	1	3070FX	36"	84"			FIXED GLASS		30	W24
W25	2	1	3075SH	36"	84"			SINGLE HUNG		31	W25
W26	2	1	3075SH	36"	90"			SINGLE HUNG		19	W26
W27	3	1	3076FX	36"	90"			FIXED GLASS			W27
W28	1	1	3080FX	36"	96"			FIXED GLASS			W28
W29	2	1	3080FX	36"	96"			FIXED GLASS		6	W29
W30	1	1	3080FX	36"	96"			FIXED GLASS		9	W30
W31	1	1	3616FX	42"	16"			FIXED GLASS		26	W31
W32	3	1	3646SH	42"	54"			SINGLE HUNG		36	W32
W33	3	1	3646SH	42"	54"			SINGLE HUNG		29	W33
W34	4	1	4016FX	48"	16"			FIXED GLASS		1	W34
W35	2	1	4020FX	48"	30"			FIXED GLASS		5	W35
W36	2	2	4026FX	48"	30"			FIXED GLASS			W36
W37	5	1	4030FX	48"	42"			FIXED GLASS		17	W37
W38	6	2	4036FX	48"	48"			FIXED GLASS			W38
W39	5	2	4040FX	48"	48"			FIXED GLASS		27	W39
W40	1	2	4040RS	48"	48"			RIGHT SLIDING		23	W40
W41	1	2	4040RS	48"	48"	YES		RIGHT SLIDING		23	W41
W42	3	2	4046FX	48"	48"			FIXED GLASS		28	W42
W43	1	1	4050FX	48"	60"			FIXED GLASS		18	W43
W44	3	1	4070FX	48"	84"			FIXED GLASS		29	W44
W45	3	1	4072FX	48"	90"			FIXED GLASS			W45
W46	4	1	5028FX	60"	30"			FIXED GLASS		3	W46
W47	1	1	6028RS	72"	24"			RIGHT SLIDING			W47
W48	1	1	6216FX	96"	16"			FIXED GLASS			W48

MAIN LEVEL NOTES:
ALL ANGLE 45° UNO
2x6 EXT. WALLS @ 16" O.C.
10'-1 1/8" PLATE HEIGHT UNO
ALL PARTITION DIMENSIONS
ARE TO FACE OF STUD

MAIN LEVEL	4342	sq. ft.
UPPER LEVEL	1193	sq. ft.
TOTAL LIVING SPACE	5535	sq. ft.
BONUS SPACE	584	sq. ft.
UNFINISHED/MECH.	233	sq. ft.
GARAGE	2542	sq. ft.
COV'D PORCH/DECK	1104	sq. ft.

SHEET INDEX

SCAN FOR CURRENT PLAN

LICENSED ARCHITECT
AR-985249
09.03.2025
JESSICA PETTY
STATE OF IDAHO

PROJECT NO.
25-015

5 BDRM 5-1/2 BATH 2-STORY
RIVER RANCH LOT 56 MCCALL, ID

CONTRACTOR TO VERIFY ALL DETAILS, DIMENSIONS, AND SPECIFICATIONS PRIOR TO CONSTRUCTION, AND REPORT ANY OMISSIONS AND/OR ERRORS TO SMC DESIGN. THE PURCHASER OR BUILDER OF THIS PLAN RELEASES SMC DESIGN FROM ANY CLAIMS, LITIGATIONS OR SUITS THAT MAY ARISE DURING CONSTRUCTION OR ANYTIME THEREAFTER.

SHEET SIZE
ARCH E (36" x 48")

INITIAL DATE: 3/24/2025
PRINT DATE: 9/9/2025

DRAWN BY:
Steve

FLOOR PLAN - GARAGE (1/4 SCALE)

SMC Design
208.249.1288
Nampa, ID

SHEET NUMBER
A7
PAGE 7 OF 10

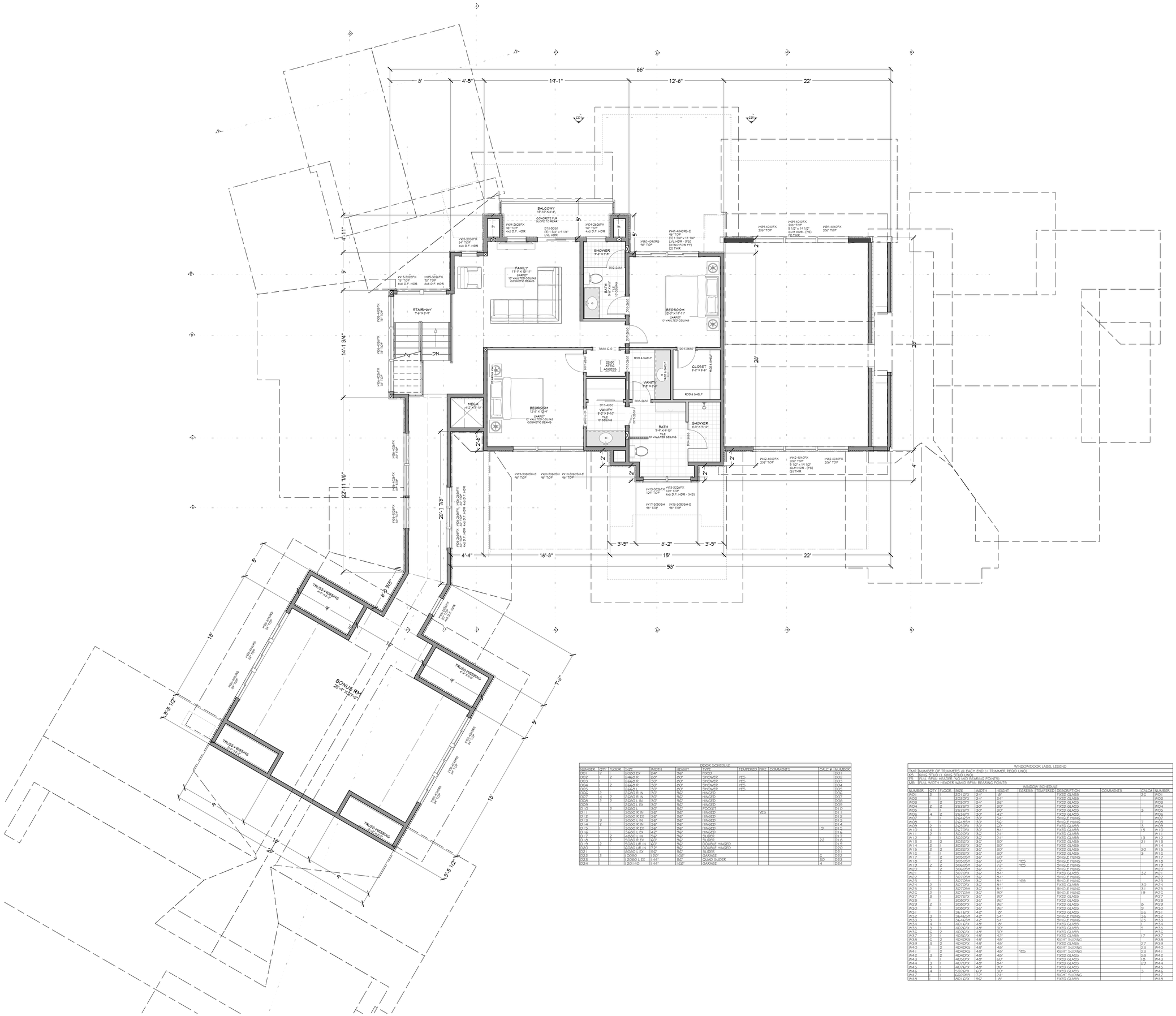

FLOOR PLAN - 1ST LEVEL
1/4 IN = 1 FT

DOOR SCHEDULE										
NUMBER	QTY	FLOOR	SIZE	WIDTH	HEIGHT	TYPE	TEMPERED	FIRE	COMMENTS	CALC #	NUMBER
D01	2	1	2080 EX	24"	80"	FIXED					D01
D02	1	2	2468 R	24"	80"	SHOWER	YES				D02
D03	1	1	2868 R	30"	80"	SHOWER	YES				D03
D04	1	2	2868 R	30"	80"	SHOWER	YES				D04
D05	1	1	2868 L	30"	80"	SHOWER	YES				D05
D06	2	1	2680 R IN	30"	96"	HINGED					D06
D07	4	2	2680 R IN	30"	96"	HINGED					D07
D08	2	2	2680 L IN	30"	96"	HINGED					D08
D09	1	1	2680 L EX	30"	96"	HINGED					D09
D10	2	2	2680 L	30"	96"	POCKET					D10
D11	1	1	3080 R IN	36"	96"	HINGED	YES				D11
D12	1	1	3080 R IN	36"	96"	HINGED					D12
D13	9	1	3080 L IN	36"	96"	HINGED					D13
D14	2	1	3080 L EX	36"	96"	HINGED					D14
D15	1	1	3080 R IN	36"	96"	HINGED				19	D15
D16	1	1	5080 L EX	60"	96"	SLIDER					D16
D17	1	2	4860 L IN	50"	80"	SLIDER					D17
D18	1	2	5080 R EX	60"	96"	SLIDER				22	D18
D19	2	1	5080 UR IN	60"	96"	DOUBLE HINGED					D19
D20	1	1	6080 UR IN	72"	96"	DOUBLE HINGED					D20
D21	1	1	8080 L EX	96"	96"	SLIDER					D21
D22	2	1	10080	120"	108"	GARAGE				6	D22
D23	1	1	12080 L EX	144"	120"	QUAD SLIDER				30	D23
D24	1	1	12016D	144"	192"	GARAGE				4	D24

WINDOW/DOOR LABEL LEGEND
TMR NUMBER OF TRIMMERS @ EACH END (1 TRIMMER EQUAL UNO)
KS KING STUD (1 KING STUD UNO)
FS FULL SPAN HEADER (NO MID BEARING POINTS)
MB FULL WIDTH HEADER W/MID SPAN BEARING POINTS

WINDOW SCHEDULE										
NUMBER	QTY	FLOOR	SIZE	WIDTH	HEIGHT	EGRESS	TEMPERED	DESCRIPTION	COMMENTS	CALC #	NUMBER
W01	2	1	2016FX	24"	16"			FIXED GLASS		26	W01
W02	1	1	2020FX	24"	24"			FIXED GLASS			W02
W03	1	2	2030FX	24"	36"			FIXED GLASS			W03
W04	2	2	2626FX	30"	30"			FIXED GLASS			W04
W05	1	1	2826FX	30"	30"			FIXED GLASS		3	W05
W06	4	2	2636FX	30"	42"			FIXED GLASS			W06
W07	1	1	2646SH	30"	54"			SINGLE HUNG			W07
W08	1	1	2646SH	30"	56"			SINGLE HUNG		7	W08
W09	2	1	2650FX	30"	60"			FIXED GLASS		3	W09
W10	4	1	2670FX	30"	84"			FIXED GLASS		15	W10
W11	2	1	3020FX	36"	24"			FIXED GLASS			W11
W12	1	1	3020FX	36"	24"			FIXED GLASS		13	W12
W13	2	2	3026FX	36"	30"			FIXED GLASS		21	W13
W14	2	1	3026FX	36"	30"			FIXED GLASS			W14
W15	2	2	3026FX	36"	30"			FIXED GLASS		20	W15
W16	1	1	3026FX	36"	30"			FIXED GLASS		3	W16
W17	1	2	3050SH	36"	60"			SINGLE HUNG			W17
W18	1	2	3050SH	36"	60"	YES		SINGLE HUNG			W18
W19	2	2	3060SH	36"	72"	YES		SINGLE HUNG			W19
W20	1	2	3060SH	36"	72"			SINGLE HUNG			W20
W21	1	1	3070FX	36"	84"			FIXED GLASS		32	W21
W22	1	1	3070SH	36"	84"			SINGLE HUNG			W22
W23	1	1	3070SH	36"	84"	YES		SINGLE HUNG			W23
W24	2	1	3070FX	36"	84"			FIXED GLASS		30	W24
W25	2	1	3070SH	36"	84"			SINGLE HUNG		31	W25
W26	2	1	3076SH	36"	90"			SINGLE HUNG		19	W26
W27	3	1	3076FX	36"	90"			FIXED GLASS			W27
W28	1	1	3080FX	36"	96"			FIXED GLASS			W28
W29	2	1	3080FX	36"	96"			FIXED GLASS		8	W29
W30	1	1	3080FX	36"	96"			FIXED GLASS		9	W30
W31	1	1	3616FX	42"	16"			FIXED GLASS		26	W31
W32	3	1	3646SH	42"	54"			SINGLE HUNG		36	W32
W33	3	1	3646SH	42"	54"			SINGLE HUNG		25	W33
W34	4	1	4016FX	48"	16"			FIXED GLASS		1	W34
W35	2	1	4020FX	48"	30"			FIXED GLASS		5	W35
W36	6	2	4026FX	48"	30"			FIXED GLASS			W36
W37	2	1	4036FX	48"	42"			FIXED GLASS		17	W37
W38	6	2	4040RS	48"	48"			RIGHT SLIDING			W38
W39	3	1	4040FX	48"	48"			FIXED GLASS		27	W39
W40	1	2	4040RS	48"	48"			RIGHT SLIDING		23	W40
W41	1	2	4040RS	48"	48"	YES		RIGHT SLIDING		23	W41
W42	3	2	4046FX	48"	48"			FIXED GLASS		28	W42
W43	1	1	4050FX	48"	60"			FIXED GLASS		18	W43
W44	3	1	4070FX	48"	84"			FIXED GLASS		29	W44
W45	3	1	4076FX	48"	90"			FIXED GLASS			W45
W46	4	1	5060FX	60"	90"			FIXED GLASS		3	W46
W47	1	1	6020FX	72"	24"			RIGHT SLIDING			W47
W48	1	1	6016FX	96"	16"			FIXED GLASS			W48

SCAN FOR CURRENT PLAN

LICENSED ARCHITECT AR-985249
09.03.2025
JESSICA PETTY
STATE OF IDAHO

PROJECT NO. 25-015

5 BDRM 5-1/2 BATH 2-STORY
RIVER RANCH LOT 56 MCCALL, ID

CONTRACTOR TO VERIFY ALL DETAILS, DIMENSIONS, AND SPECIFICATIONS PRIOR CONSTRUCTION, AND REPORT ANY OMISSIONS AND/OR ERRORS TO SMC DESIGN. THE PURCHASER OR BUILDER OF THIS PLAN RELEASES SMC DESIGN FROM ANY CLAIMS, LITIGATIONS OR SUITS THAT MAY ARISE DURING CONSTRUCTION OR ANYTIME THEREAFTER.

MAIN LEVEL NOTES:
ALL ANGLE 45° UNO
2x6 EXT. WALLS @ 16" O.C.
10'-1 1/8" PLATE HEIGHT UNO
ALL PARTITION DIMENSIONS
ARE TO FACE OF STUD

MAIN LEVEL	4342	sq. ft.
UPPER LEVEL	1193	sq. ft.
TOTAL LIVING SPACE	5535	sq. ft.
BONUS SPACE	584	sq. ft.
UNFINISHED/MECH.	233	sq. ft.
GARAGE	2542	sq. ft.
COV'D PORCH/DECK	1104	sq. ft.

SHEET INDEX

SHEET SIZE: ARCH E (36" x 48")

INITIAL DATE: 9/24/2025
PRINT DATE: 9/9/2025

DRAWN BY: Steve

FLOOR PLAN - 2ND LEVEL (1/4 SCALE)

SMC Design
208.244.7288
Nampa, ID

SHEET NUMBER
A8
PAGE 8 OF 10

FT FRONT ELEVATION
1/4 IN = 1 FT

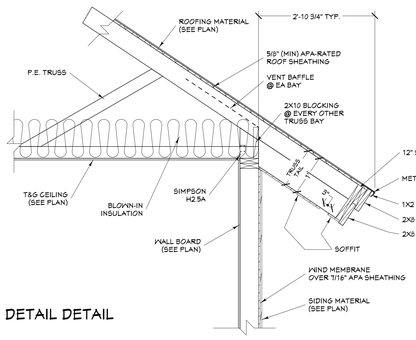

EAVE DETAIL DETAIL

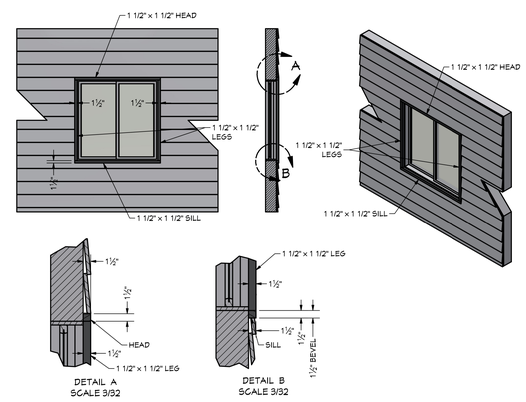

CALLOUT	DESCRIPTION	EXTERIOR MATERIALS
M01	12" 2 STEP FASCIA	
M02	EXPOSED RAFTERS (4X8)	
M03	STANDING SEAM ROOFING - MIDNIGHT BRONZE	
M04	STONE VENEER - MERRILSTONES DAKOTA GREY	
M05	TRUDEFINITION DURATION - ESTATE GRAY SHINGLES	
M06	VERTICAL CEDAR T&G SIDING - GLACIER MILLBGHARNWOD	

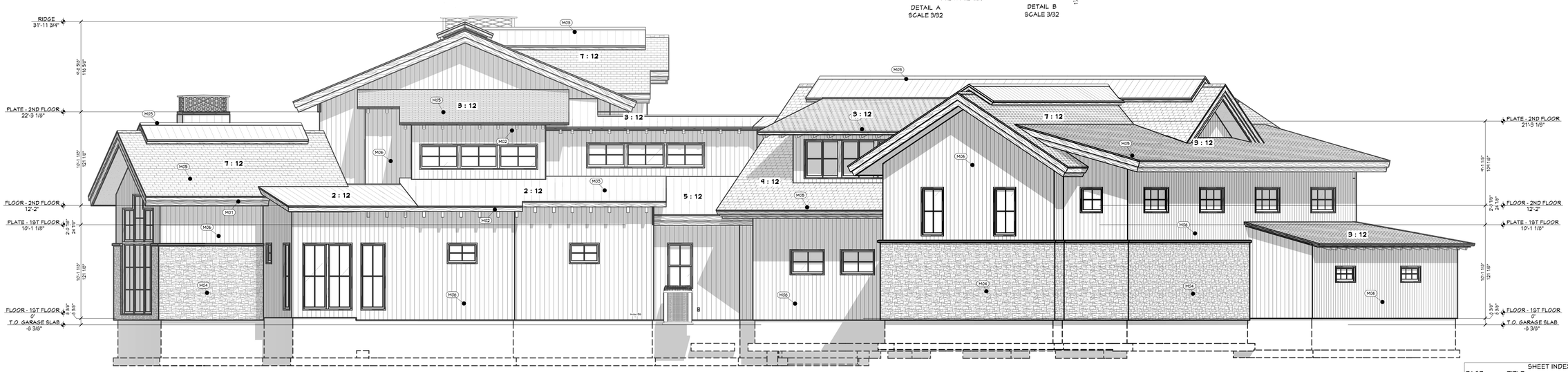

LT LEFT ELEVATION
1/4 IN = 1 FT

SHEET INDEX

PAGE	TITLE
A1	COVER SHEET
A2	SITE PLAN
A3	LANDSCAPE PLAN
A4	FLOOR PLAN - 1ST LEVEL (3/16 SCALE)
A5	FLOOR PLAN - 2ND LEVEL (3/16 SCALE)
A6	FLOOR PLAN - 1ST LEVEL (1/4 SCALE)
A7	FLOOR PLAN - GARAGE (1/4 SCALE)
A8	FLOOR PLAN - 2ND LEVEL (1/4 SCALE)
A9	ELEVATIONS
A10	ELEVATIONS

SCAN FOR CURRENT PLAN

SCAN FOR WALL DETAIL - 11

LICENSED ARCHITECT AR-985249
09.03.2025
JESSICA PETTY
STATE OF IDAHO

PROJECT NO. 25-015

5 BDRM 5-1/2 BATH 2-STORY
RIVER RANCH LOT 56 MCCALL, ID

CONTRACTOR TO VERIFY ALL DETAILS, DIMENSIONS, AND SPECIFICATIONS PRIOR CONSTRUCTION, AND REPORT ANY OMISSIONS AND/OR ERRORS TO SMC DESIGN. THE PURCHASER OR BUILDER OF THIS PLAN RELEASES SMC DESIGN FROM ANY CLAIMS, LITIGATIONS OR SUITS THAT MAY ARISE DURING CONSTRUCTION OR ANYTIME THEREAFTER.

SHEET SIZE
ARCH E (36" x 48")

INITIAL DATE: 3/24/2025
PRINT DATE: 9/9/2025

DRAWN BY:
Steve

ELEVATIONS

SMC Design
SMC Design
208.249.7288
Nampa, ID

SHEET NUMBER
A9
PAGE 9 OF 10

RE REAR ELEVATION
1/4 IN = 1 FT

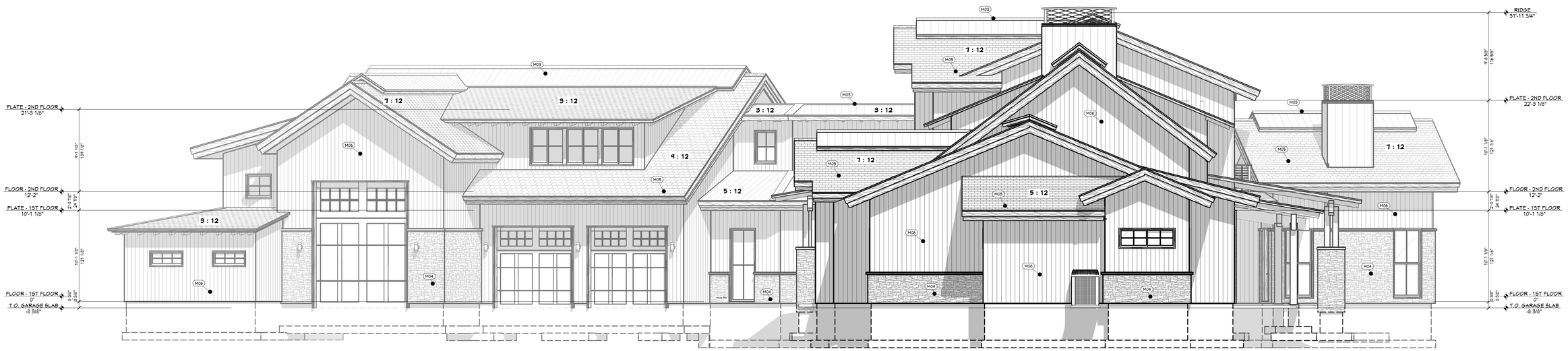

RT RIGHT ELEVATION
1/4 IN = 1 FT

SCAN FOR CURRENT PLAN

SCAN FOR WALL DETAIL - 11

LICENSED ARCHITECT
AR-985249
09.03.2025
JESSICA PETTY
STATE OF IDAHO

EXTERIOR MATERIALS		
CALLOUT	DESCRIPTION	
M01	12" 2 STEP FASCIA	
M02	EXPOSED RAFTERS (4X8)	
M03	STANDING SEAM ROOFING - MIDNIGHT BRONZE	
M04	STONE VENEER - MERRILSTONES DAKOTA GREY	
M05	TRUDEFINITION DURATION - ESTATE GRAY SHINGLES	
M06	VERTICAL CEDAR T&G SIDING - GLACIER MILLBCHARWOOD	

SHEET INDEX	
PAGE	TITLE
A1	COVER SHEET
A2	SITE PLAN
A3	LANDSCAPE PLAN
A4	FLOOR PLAN - 1ST LEVEL (3/16 SCALE)
A5	FLOOR PLAN - 2ND LEVEL (3/16 SCALE)
A6	FLOOR PLAN - 1ST LEVEL (1/4 SCALE)
A7	FLOOR PLAN - GARAGE (1/4 SCALE)
A8	FLOOR PLAN - 2ND LEVEL (1/4 SCALE)
A9	ELEVATIONS
A10	ELEVATIONS

PROJECT NO.
25-015

5 BDRM 5-1/2 BATH 2-STORY
RIVER RANCH LOT 56 MCCALL, ID

CONTRACTOR TO VERIFY ALL DETAILS, DIMENSIONS, AND SPECIFICATIONS PRIOR CONSTRUCTION, AND REPORT ANY OMISSIONS AND/OR ERRORS TO SMC DESIGN. THE PURCHASER OR BUILDER OF THIS PLAN RELEASES SMC DESIGN FROM ANY CLAIMS, LITIGATIONS OR SUITS THAT MAY ARISE DURING CONSTRUCTION OR ANYTIME THEREAFTER.

SHEET SIZE
ARCH E (36" x 48")

INITIAL DATE: 3/24/2025
PRINT DATE: 9/9/2025

DRAWN BY:
Steve

ELEVATIONS

SMC Design
SMC Design
208.249.7288
Nampa, ID

SHEET NUMBER
A10
PAGE 10 OF 10