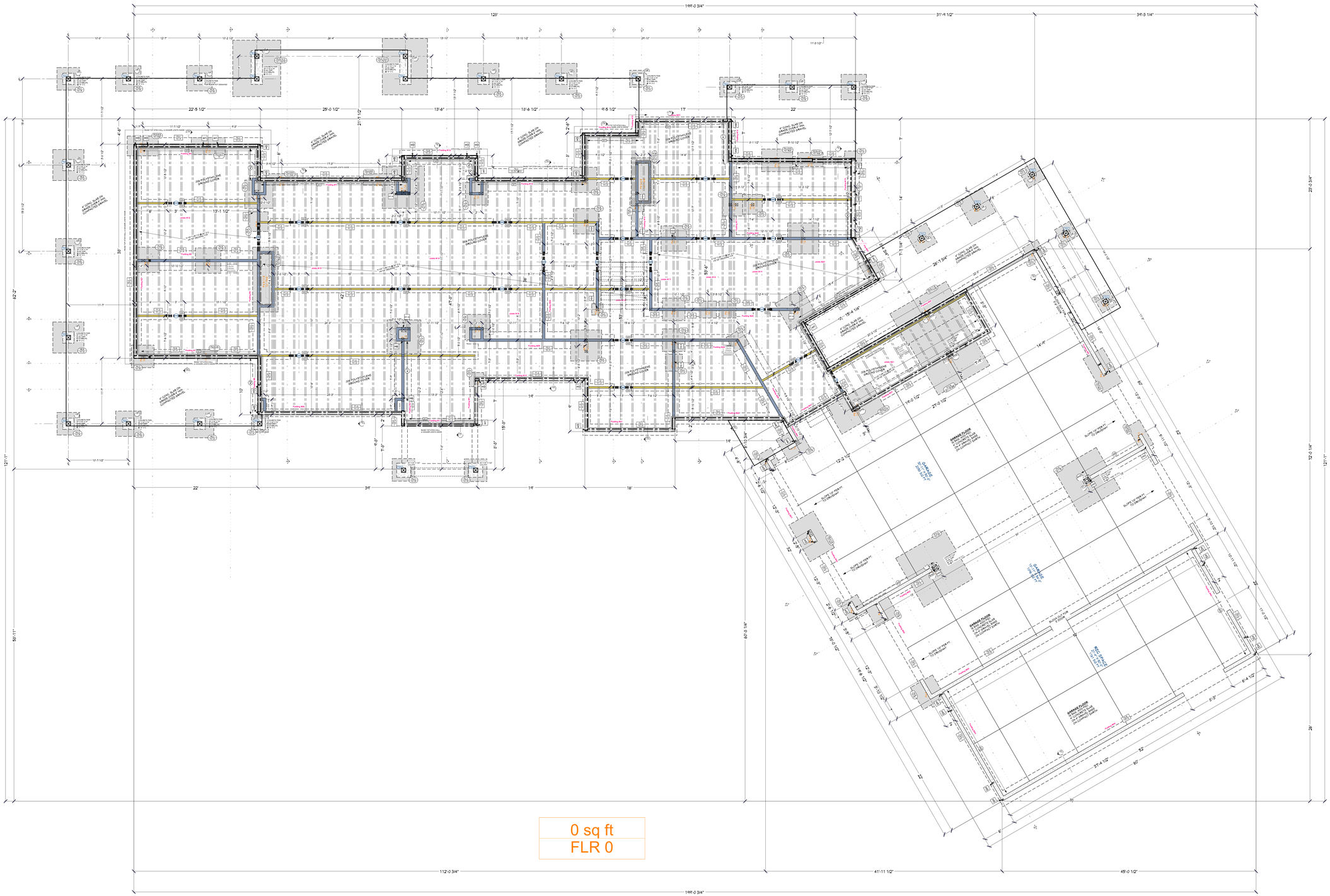

FOUNDATION - WORK
3/16 IN = 1 FT

SCAN FOR CURRENT PLAN

SCAN FOR ENGINEERED CALCS

ENGINEER STAMP AREA

PROJECT NO.
26-015

ADAMS RESIDENCE - HELI RANCH
VALLEY CO., ID

CONTRACTOR TO VERIFY ALL DETAILS, DIMENSIONS, AND SPECIFICATIONS PRIOR CONSTRUCTION, AND REPORT ANY OMISSIONS AND/OR ERRORS TO SMC DESIGN. THE PURCHASER OR BUILDER OF THIS PLAN RELEASES SMC DESIGN FROM ANY CLAIMS, LITIGATIONS OR SUITS THAT MAY ARISE DURING CONSTRUCTION OR ANYTIME THEREAFTER.

SHEET INDEX

PAGE	TITLE
A1	FOUNDATION
A2	FLOOR LAYOUT - 1ST LEVEL
A3	FLOOR LAYOUT - 2ND LEVEL
A4	ROOF LAYOUT - 1ST LEVEL
A5	ROOF LAYOUT - 2ND LEVEL

DRAWN BY: Steve

INITIAL DATE: 06/06/2026
PRINT DATE: 11/20/2026

SHEET SIZE
36" x 54"

FOUNDATION

SMC Design
208.249.7288
Nampa, ID

SHEET NUMBER
A1
PAGE 1 OF 5

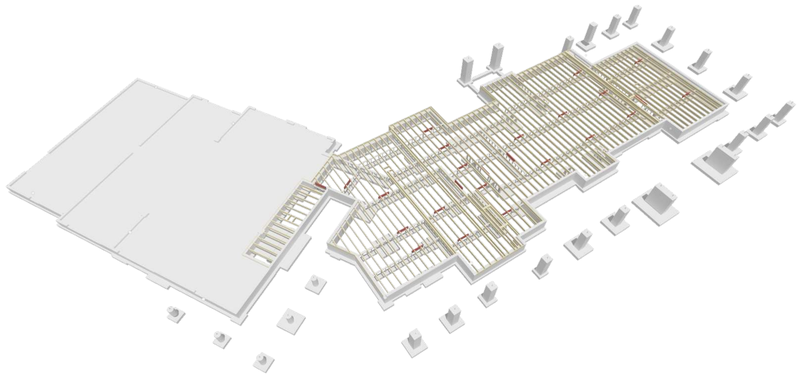

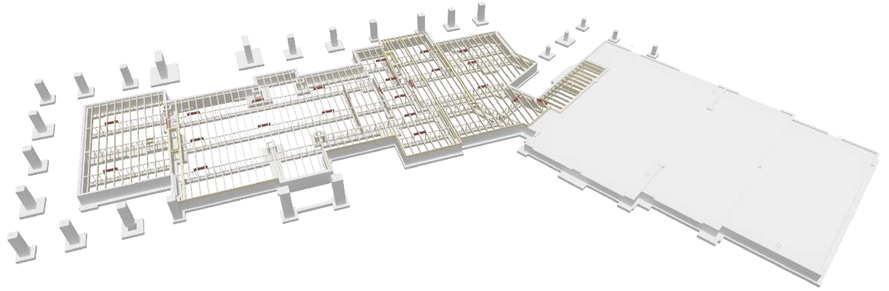

SCAN FOR CURRENT PLAN

SCAN FOR 3D FRAMING VIEWER

SCAN FOR ENGINEERED CALCS

ENGINEER STAMP AREA

FLOOR FRAMING - 1ST LEVEL - REAR

FLOOR FRAMING - 1ST LEVEL - FRONT

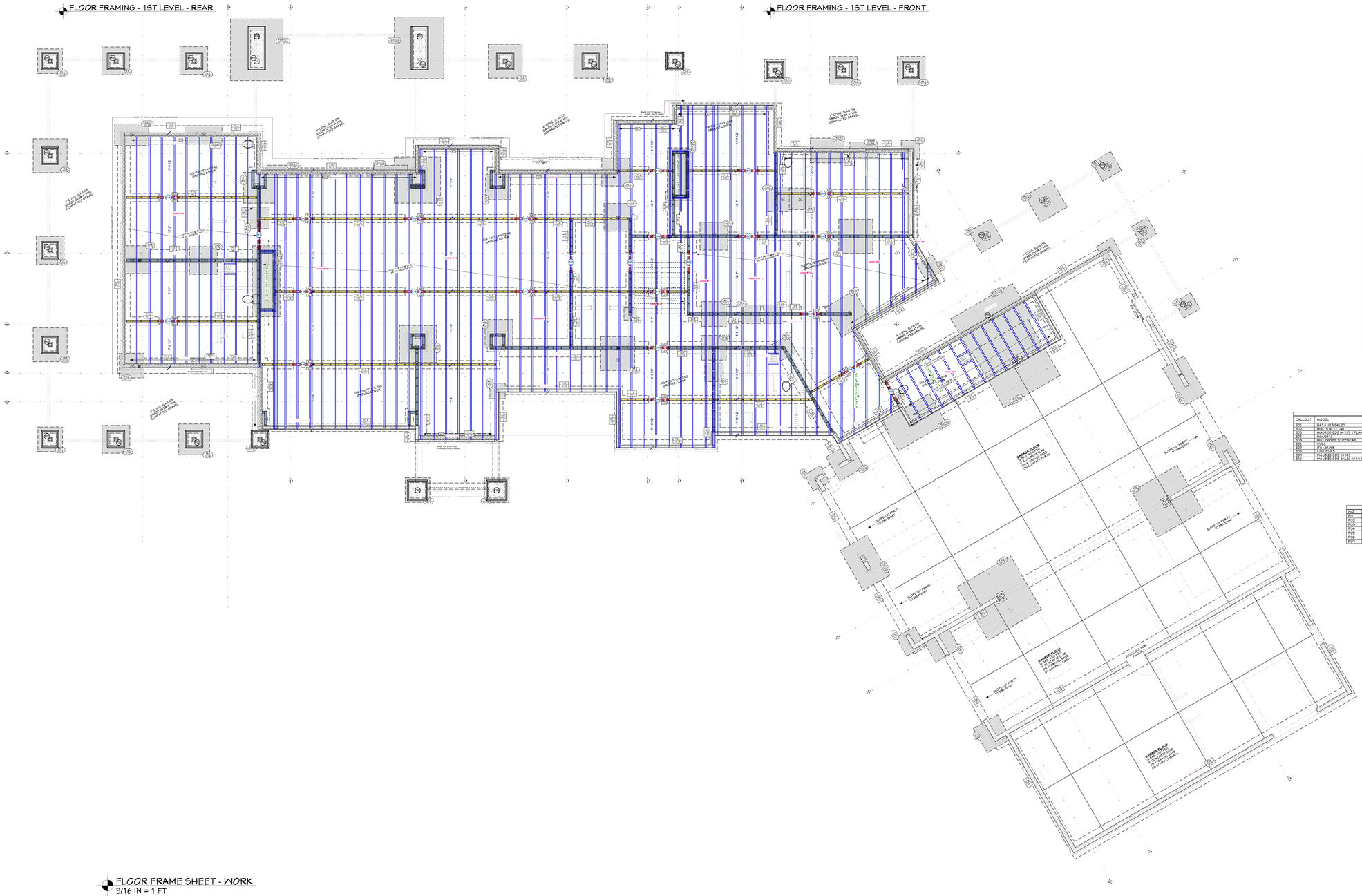

ADD EXTRA TRUSS OR RAFTER NOTES

CALLOUT	DESCRIPTION

STRAP SCHEDULE

CALLOUT	STRAP TYPE	STRAP FASTENERS	NO. STRAPS	COMMENTS
S3	MST52	(40) 16D SINKERS	2	

HOLD DOWN SCHEDULE

CALLOUT	STRAP TYPE	FASTENERS	NO. STUDS
HD1	LSTH26 (N.J.WHERE APPLICABLE)	(20) 16D SINKERS	2
HD2	DTT2Z HHD (DIA. = 1.0")	1.0 DIA. X 1.0"	2
HD3	STHD10 (N.J.WHERE APPLICABLE)	(24) 16D SINKERS	2
HD4	HDU2-SDS2.5 IN SIBWOOD OR PSL @ INT. FOH WALLS	(8) 1/4" X 2-1/2" SDS	2

BEAM SCHEDULE

NO.	FLR.	PLY(S)	NOTES	CTR. LG +/-	T.O. BEAM	B.O. BEAM	CALC #	CH K
B01	1	1	(B-2)12.5X4 X 18 GLULAM	34'-2 3/4"	111'-1 1/8"	91'-3 1/8"	1	
B02	1	1	(B-2)12.5X4 X 18 GLULAM	30'-3 1/4"	111'-1 1/8"	91'-7 1/8"	2	
B03	1	1	(B-2)12.5X4 X 18 GLULAM	30'-3 1/4"	111'-1 1/8"	91'-7 1/8"	3	
B04	1	1	(B-2)12.5X4 X 18 GLULAM	34'-3 3/4"	111'-1 1/8"	91'-7 1/8"	4	
B05	1	1	(B-2)12.5X4 X 12 1/2 GLULAM	13'-10 7/8"	111'-1 1/8"	97'-4 1/8"	5	
B06	1	1	(B-2)12.5X4 X 12 1/2 GLULAM	13'-10 7/8"	111'-1 1/8"	97'-4 1/8"	6	
B07	1	1	(B-2)12.5X4 X 21 GLULAM	29'-2 3/8"	118'-1 1/8"	97'-10 1/8"	7	
B08	1	1	(B-2)12.5X4 X 21 GLULAM	29'-4 3/8"	118'-1 1/8"	97'-10 1/8"	8	
B09	1	1	(B-2)10.5X4 X 21 GLULAM	29'-4 3/8"	118'-1 1/8"	97'-10 1/8"	9	
B10	1	1	(B-2)10.5X4 X 15 GLULAM	9'-3 1/8"	124'-1 1/8"	107'-3 1/8"	10	
B11	1	1	(B-1)10.5 12X 11 1/2 GLULAM	9'-0"	124'-1 1/8"	107'-1 1/8"	11	
B12	1	1	(B-1)10.5 12X 15 GLULAM	43'-0 1/8"	111'-1 1/8"	97'-3 1/8"	12	
B13	1	2	(B-1)10.5 12X 15 1/2 GLULAM	11'-4 1/4"	139'-8 5/8"	127'-1 1/8"	13	
B14	1	2	(B-1)10.5 12X 11 1/8 MICRO/LLAM LVL	11'-4 1/4"	139'-8"	127'-1 1/8"	14	
B15	1	4	(B-1)10.5 12X 11 7/8 MICRO/LLAM LVL	9'-10 3/4"	151'-1"	139'-1 1/8"	15	
B16	1	1	(B-1)8.5X12 D.F. #2	9'-10"	139'-1 1/8"	127'-3 5/8"	16	
B17	1	1	(B-1)10.5 14X 15 GLULAM	22'-3 1/8"	139'-1 1/8"	117'-1 1/8"	17	
B18	1	1	(B-1)10.5 14X 15 GLULAM	12'-2 3/8"	139'-1 1/8"	117'-1 1/8"	18	
B19	1	1	(B-1)10.5 14X 11 7/8 MICRO/LLAM LVL	6'-11 5/8"	139'-1 1/8"	127'-1 1/8"	19	
B20	1	1	(B-2)10.5 12X 11 1/2 GLULAM	28'-4 5/8"	139'-8 5/8"	127'-1 1/8"	20	
B21	1	1	(B-2)10.5 12X 11 1/2 GLULAM	28'-4 5/8"	139'-8 5/8"	127'-1 1/8"	21	
B22	1	1	(B-2)10.5 12X 11 1/2 GLULAM	18'	139'-8 5/8"	127'-1 1/8"	22	
B23	1	1	(B-2)10.5 12X 11 7/8 MICRO/LLAM LVL	6'-11 5/8"	139'-1 1/8"	127'-1 1/8"	23	
B24	1	3	(B-2)8.5 14X 14 MICRO/LLAM LVL	18'-4 1/4"	139'-1 1/8"	120'-10 3/8"	24	
B25	1	3	(B-2)8.5 14X 14 MICRO/LLAM LVL	18'-4 1/4"	139'-1 1/8"	120'-10 3/8"	25	
B26	2	1	(B-2)8.5X12 D.F. #2	4'-9 5/8"	139'-1 1/8"	134'-4 1/2"	26	
B27	1	1	(B-2)10.5X14 D.F. #2	4'-9 5/8"	139'-1 1/8"	134'-4 1/2"	27	
B28	1	1	(B-2)10.5 14X 11 7/8 MICRO/LLAM LVL	18'	139'-1 1/8"	120'-10 3/8"	28	
B29	1	1	(B-2)10.5 14X 11 7/8 MICRO/LLAM LVL	18'-4 1/4"	139'-1 1/8"	120'-10 3/8"	29	
B30	1	1	(B-2)8.5X12 D.F. #2	4'-9 5/8"	139'-1 1/8"	134'-4 1/2"	30	
B31	1	1	(B-2)10.5X14 D.F. #2	18'	139'-1 1/8"	120'-1 1/8"	31	
B32	1	1	(B-2)10.5X14 D.F. #2	18'	139'-1 1/8"	120'-1 1/8"	32	
B33	1	1	(B-2)10.5 14X 15 GLULAM	18'-0 3/8"	139'-1 1/8"	120'-1 1/8"	33	
B34	1	1	(B-2)10.5 12X 21 GLULAM - NOT USED	22'	139'-1 1/8"	120'-1 1/8"	34	??
B35	1	1	(B-3)12.25 X 24 11/16 - (HDX1436 AHSC 50	50'-10 1/2"			35	
B36	1	1	(B-3)10.5 12X 11 1/2 GLULAM	19'-3 5/8"	141'-1 1/8"	121'-11 5/8"	36	
B37	1	1	(B-3)12.25 X 24 11/16 - (HDX1436 AHSC 50	50'-5 1/4"			37	
B38	1	1	(B-3)12.25 X 24 11/16 - (HDX1350 AHSC 50	51'-10 1/2"			38	
B39	1	1	(B-3)6.3 14X 15 5/16 - (HS1X1730 AHSC 50	38'-10"	120'-1 1/8"	91'-3 5/8"	39	
B40	1	1	(B-3)6.3 14X 15 GLULAM	38'-10"	120'-1 1/8"	91'-3 5/8"	40	
B41	1	1	(B-3)10.5 12X 15 GLULAM	11'-4 3/4"	139'-1 1/8"	127'-1 1/8"	41	
B42	1	1	(B-3)10.5 12X 15 GLULAM	11'-4 3/4"	139'-1 1/8"	127'-1 1/8"	42	
B43	2	1	(B-2)10.5 14X 21 GLULAM	24'-6"	24'-3 1/8"	22'-8 1/8"	43	
B44	2	1	(B-2)10.5 14X 21 GLULAM	24'-6"	24'-3 1/8"	22'-8 1/8"	44	
B45	1	1	(B-2)10.5 12X 21 GLULAM	24'-9"	139'-1 1/8"	127'-1 1/8"	45	
B46	1	1	(B-3)10.5 12X 15 GLULAM	9'-1 1/2"	139'-10 5/8"	130'-1 1/8"	46	
B47	1	1	(B-3)10.5 12X 15 GLULAM	12'-5 3/4"	139'-10 5/8"	130'-1 1/8"	47	
B48	0	3	(B-4)12.25X12 D.F. #2	4'-11 1/2"			48	
B49	0	3	(B-4)12.25X12 D.F. #2	5'-6"			49	
B50	1	2	(B-4)5.25 14X 11 7/8 MICRO/LLAM LVL	9'-8"			50	
B51	0	2	(B-4)5.25 11 3/4 X 11 7/8 MICRO/LLAM LVL (CRAWL SPACE HDRS)	3'-8"			48&49	

HANGER SCHEDULE

CALLOUT	MODEL	TOP NAILS	SEAT	MEMBER NAILS	FACE NAILS
H01	BA1 (1)18 SKLW	(12) 0.148" X 1 1/2"	4.00"	(40) .162" X 3 1/2"	N/A
H02	HHUS.26 (1) 1W	(6) 16d/s	4.00"	(6) 16d/s	(12) 16d/s
H03	HDU4.0 SDS (X 1)1.1 FLANGE CONCEALED (LEFT)	N/A	5.25"	(24) 1/4" X 2 1/2" SDS	(36) 1/4" X 2 1/2"
H04	HDU4 SDS	N/A	5.25"	(18) 1/4" X 2 1/2" SDS	(18) 1/4" X 2 1/2"
H05	HU410 W/ KNOB STIFFENERS	N/A	4.00"	(10) 0.162" X 3 1/2"	(10) 0.162" X 3 1/2"
H06	HU410	N/A	4.00"	(10) 0.162" X 3 1/2"	(10) 0.162" X 3 1/2"
H07	ITS1.81/9.5	(8) 0.148" X 1 1/2"	4.00"	N/A	(12) 16d/s
H08	ITS1.81/9.5	N/A	4.00"	N/A	(12) 0.162" X 3"
H09	HDU2-SDS2.5 (4)	N/A	4.00"	(16) 1/4" X 2 1/2" SDS	(24) 1/4" X 2 1/2"
H10	HDU5.5-SDS (HL)(3) 24 (4) 1/2	N/A	4.50"	(18) 1/4" X 2 1/2" SDS	(24) 1/4" X 2 1/2"

HEADER SCHEDULE

NO.	TYPE
HD1	(1) 4X12 D.F.
HD2	(1) 4X12 D.F.
HD3	(1) 6X12 D.F.
HD4	(1) 6X12 D.F.
HD5	(2) 1.3/4 X 11 7/8 LVL
HD6	(2) 1.3/4 X 11 7/8 LVL
HD7	(2) 1.3/4 X 14 LVL
HD8	(3) 1.3/4 X 11 7/8 LVL
HD9	(3) 1.3/4 X 14 LVL
HD10	(3) 1.3/4 X 11 7/8 LVL
HD11	(3) 1.3/4 X 14 LVL
HD12	(3) 1.3/4 X 14 LVL
HD13	(4) 1.3/4 X 14 LVL
HD14	(2) 24X12 D.F.
HD15	(4) 1.3/4 X 14 LVL

POST SCHEDULE

NO.	QTY.	FLR.	NOTES
P01	1	1	5 1/4 X 5 1/2 PARALLAM PSL
P02	28	1	10X10 D.F. #2
P03	1	1	POST - BM SC-1
P04	1	1	POST - BM SC-2
P05	1	1	POST - BM SC-3
P06	1	1	POST - BM SC-4
P07	1	1	POST - BM SC-5

* ALL BEARING TO HAVE SOLID BEARING TO FOUNDATION

BEARING SCHEDULE

NO.	BEARING AREA (IN)	
X01	4 - 2X10 POST	2ND D.F. #2
X02	5 1/4 X 5 PSL POST	5 1/4 X 5 PARALLAM PSL
X03	6X6 POST	6X6 D.F. #2
X04	8X8 POST	8X8 D.F. #2
X05	6X10 POST	6X10 D.F. #2
X06	6X12 POST	6X12 D.F. #2
X07	1X7 PSL POST	1X7 PARALLAM PSL
X08	2X6 POST	2ND D.F. #2
X09	10X10 POST	10X10 D.F. #2

SHEET INDEX

PAGE	TITLE
A1	FOUNDATION
A2	FLOOR LAYOUT - 1ST LEVEL
A3	FLOOR LAYOUT - 2ND LEVEL
A4	ROOF LAYOUT - 1ST LEVEL
A5	ROOF LAYOUT - 2ND LEVEL

FLOOR FRAME SHEET - WORK
3/16 IN = 1 FT

PROJECT NO.
26-015

ADAMS RESIDENCE - HELI RANCH
VALLEY CO., ID

CONTRACTOR TO VERIFY ALL DETAILS, DIMENSIONS, AND SPECIFICATIONS PRIOR TO CONSTRUCTION AND PROCUREMENT. CONTRACTOR IS RESPONSIBLE FOR ANY ERRORS OR OMISSIONS AND MUST REPORT ANY DISCREPANCIES TO SMC DESIGN BEFORE PROCEEDING WITH CONSTRUCTION OR ANYTIME THEREAFTER. SMC DESIGN IS NOT RESPONSIBLE FOR ANY CONSTRUCTION MEANS, METHODS, TECHNIQUES, SEQUENCES, OR PROCEDURES, OR FOR SAFETY PRECAUTIONS AND PROGRAMS IN CONNECTION WITH THE WORK. CONTRACTOR AGREES TO INDEMNIFY AND HOLD HARMLESS SMC DESIGN FROM ANY CLAIMS, LITIGATIONS OR SUITS THAT MAY ARISE DURING CONSTRUCTION OR AFTER.

SHEET SIZE
36" x 54"

INITIAL DATE: 06/06/2026
PRINT DATE: 11/20/2026

DRAWN BY:
Steve

FLOOR LAYOUT - 1ST LEVEL

SMC Design
208.249.7288
Nampa, ID

SHEET NUMBER
A2
PAGE 2 OF 5

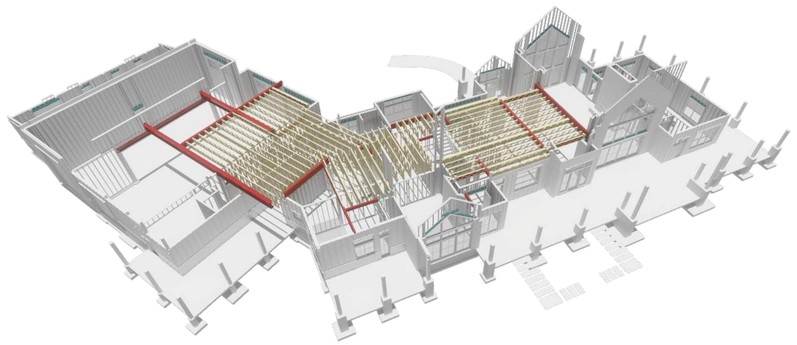

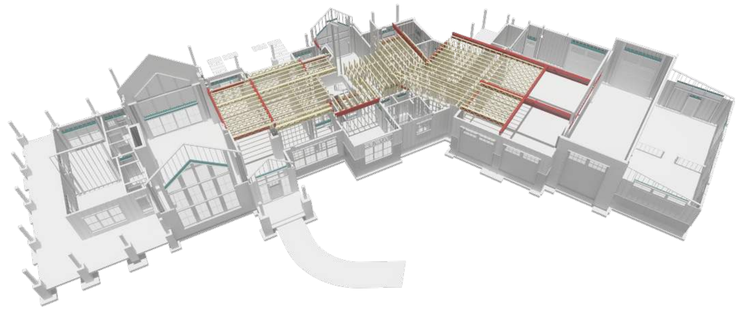

SCAN FOR CURRENT PLAN

SCAN FOR 3D FRAMING VIEWER

ADD EXTRA'S TRUSS OR ROOF KEY NOTES:

CALLOUT	DESCRIPTION

STRAP SCHEDULE

CALLOUT	STRAP TYPE	STRAP FASTENERS	BOF STUDS	COMMENTS
S3	MSTC52	(40) 16D SINKERS	2	

HOLD DOWN SCHEDULE

CALLOUT	STRAP TYPE	FASTENERS	BOF STUDS
HD1	LSTH24 (RL) WHERE APPLICABLE)	(20) 16D SINKERS	2
HD2	DTT2Z HHT2 DIA. X 10"	1/2 DIA. X 10"	2
HD3	STHD10 (RL) WHERE APPLICABLE)	(24) 16D SINKERS	2
HD4	HDU-SDS2.5 W/ SBS6X24 OR FAB @ INT. FOH WALLS	(8) 1/4" X 2-1/2" SDS	2

SCAN FOR ENGINEERED CALCS

ENGINEER STAMP AREA

FLOOR FRAMING- 2ND LEVEL - REAR

FLOOR FRAMING- 2ND LEVEL - FRONT

BEAM SCHEDULE

NO.	FLR.	PLY(S)	NOTES	CTR. LG +/-	T.O. BEAM	B.O. BEAM	CALC #	CH K
B01	1	1	(B-2)10.5 3X4 X 18 GLULAM	34'-2 3/4"	11'-1 1/2"	9'-7 1/2"	1	
B02	1	1	(B-2)10.5 3X4 X 18 GLULAM	30'-3 1/4"	11'-1 1/8"	9'-7 1/8"	2	
B03	1	1	(B-2)10.5 3X4 X 18 GLULAM	30'-3 1/4"	11'-1 1/8"	9'-7 1/8"	3	
B04	1	1	(B-2)10.5 3X4 X 18 GLULAM	34'-3 3/4"	11'-1 1/8"	9'-7 1/8"	4	
B05	1	1	(B-2)10.5 3X4 X 12 GLULAM	13'-2 7/8"	12'-1 1/8"	10'-7 1/8"	5	
B07	1	1	(B-2)10.5 3X4 X 12 GLULAM	13'-2 7/8"	12'-1 1/8"	10'-7 1/8"	6	
B08	1	1	(B-2)10.5 3X4 X 21 GLULAM	29'-0 3/8"	18'-1 1/8"	15'-10 1/8"	7	
B09	1	1	(B-2)10.5 3X4 X 21 GLULAM	29'-4 3/8"	18'-1 1/8"	15'-10 1/8"	8	
B10	1	1	(B-2)10.5 3X4 X 21 GLULAM	29'-4 3/8"	18'-1 1/8"	15'-10 1/8"	9	
B11	1	1	(B-2)10.5 3X4 X 12 GLULAM	9'-3 1/8"	12'-1 1/8"	10'-7 1/8"	10	
B12	1	1	(B-2)10.5 3X4 X 12 GLULAM	9'-3"	12'-1 1/8"	10'-7 1/8"	11	
B13	1	1	(B-2)10.5 12X 10 1/2 GLULAM	9'-3"	12'-11 5/8"	10'-7 1/8"	11	
B14	1	1	(B-2)10.5 3X4 X 15 GLULAM	40'-0 1/4"	15'-1 1/8"	12'-7 1/8"	12	
B15	1	1	(B-2)10.5 14X 15 1/2 GLULAM	11'-4 1/4"	13'-8 5/8"	12'-1 1/8"	13	
B16	1	2	(B-2)10.5 3X4 X 18 MICRO/LLAM LVL	9'-10"	13'-1"	12'-2 5/8"	14	
B17	1	1	(B-2)10.5 3X4 X 18 MICRO/LLAM LVL	9'-10"	13'-1"	12'-2 5/8"	15	
B18	1	1	(B-2)8.5X12.0 P #2	9'-10"	13'-2 1/8"	12'-2 5/8"	16	
B19	1	1	(B-2)10.5 3X4 X 15 GLULAM	40'-0 1/8"	15'-1 1/8"	12'-7 1/8"	17	
B20	1	1	(B-2)10.5 3X4 X 18 GLULAM	34'-2 3/4"	13'-1 1/8"	11'-1 1/8"	18	
B21	1	1	(B-2)10.5 3X4 X 14 MICRO/LLAM LVL	9'-11 5/8"	13'-2 1/8"	12'-1 1/8"	19	
B22	1	1	(B-2)10.5 12X 11 1/2 GLULAM	26'-4 5/8"	13'-2 5/8"	12'-1 1/8"	20	
B23	1	1	(B-2)10.5 12X 11 1/2 GLULAM	11'-4 1/8"	13'-2 5/8"	12'-1 1/8"	21	
B24	1	1	(B-2)10.5 12X 11 1/2 GLULAM	18'	13'-2 5/8"	11'-1 5/8"	22	
B25	1	1	(B-2)10.5 3X4 X 14 MICRO/LLAM LVL	9'-11 5/8"	13'-2 1/8"	12'-1 1/8"	23	
B26	1	3	(B-2)8.1 3X4 X 14 MICRO/LLAM LVL	18'-4 1/4"	14'-3 1/8"	13'-1 1/8"	24	
B26	2	2	(B-2)8.5X12.0 P #2	4'-9 5/8"	14'-3 1/8"	13'-1 1/8"	25	
B27	1	1	(B-2)10.5 3X4 X 12 GLULAM	18'	14'-1 1/8"	13'-1 1/8"	31	
B28	1	1	(B-2)10.5 3X4 X 12 GLULAM	18'	14'-1 1/8"	13'-1 1/8"	32	
B29	1	1	(B-2)10.5 12X 11 1/2 GLULAM - NOT USED	40'	14'-1 1/8"	13'-1 1/8"	33	??
B30	1	1	(B-2)10.5 3X4 X 24 11/16 - (HGN)(T)48 ARRO 50	46'-10 1/2"			34	
B31	1	1	(B-2)10.5 12 X 15 1/2 GLULAM	13'-2 5/8"	14'-1 1/8"	12'-11 5/8"	35	
B32	1	1	(B-2)10.5 3X 20 X 24 11/16 - (HGN)(T)48 ARRO 50	50'-5 1/4"			36	
B33	1	1	(B-2)10.5 3X 20 X 15 5/8 - (HGN)(T)30 ARRO 50	31'-10 1/2"			37	
B34	1	1	(B-2)6.3 3X4 X 18 1/2 GLULAM	36'-10"	12'-1 1/8"	9'-6 5/8"	38	
B35	1	1	(B-2)8.5 3X4 X 18 1/2 GLULAM	11'-4 3/8"	12'-1 1/8"	9'-6 5/8"	39	
B36	1	1	(B-2)8.5 3X4 X 18 1/2 GLULAM	11'-4 3/8"	12'-1 1/8"	9'-6 5/8"	40	
B37	1	1	(B-2)8.5 3X4 X 12 GLULAM	9'-3 1/8"	12'-1 1/8"	10'-7 1/8"	41	
B38	2	1	(B-2)8.5 12X 21 GLULAM	23'-8"	24'-3 1/8"	22'-6 1/8"	39	
B39	2	1	(B-2)8.5 12X 21 GLULAM	23'-8"	24'-3 1/8"	22'-6 1/8"	39	
B40	1	1	(B-2)10.5 3X4 X 21 GLULAM	29'-4 3/8"	18'-1 1/8"	15'-10 1/8"	40	
B41	1	1	(B-2)8.5X12.0 P #2	9'-3 1/2"	12'-10 5/8"	12'-1 1/8"	41	
B42	1	1	(B-2)8.5X12.0 P #2	12'-8 3/4"	12'-10 5/8"	12'-1 1/8"	42	
B43	0	3	(B-2)7.1X12.0 P #2	4'-11 1/2"			43	
B44	0	2	(B-4)5.25 1 3/4 X 11 7/8 MICRO/LLAM LVL	5'-6"			44	
B45	0	2	(B-4)5.25 1 3/4 X 11 7/8 MICRO/LLAM LVL (CRAWL SPACE HORSE)	5'-6"			45c5	

HANGER SCHEDULE

CALLOUT	MODEL	TOP NAILS	SEAT	MEMBER NAILS	FACE NAILS
H01	BAT (5)X5 SPL(2)	(10)10D 1&3" X 1 1/2"	4.00"	(8)10 1&3" X 1 1/2"	N/A
H02	HGLTB (3) 11 1/4	(4) N54A	4.00"	(8) N54A	(14) N54A
H03	HDHG (5) 5X5 (H 13) 1 FLANGE CONCEALED (LEFT)	N/A	4.00"	(20) 1 1/4" X 0.131" SDS	(36) 1 1/4" X 0.131" SDS
H04	HGLTB (3) 11 1/4	(4) N54A	4.00"	(8) 1 1&3" X 1 1/2"	(14) 1 1&3" X 1 1/2"
H05	MULTI-PANEL STIFFNERS	N/A	4.00"	(20) 1 1&3" X 1 1/2"	(36) 1 1&3" X 1 1/2"
H06	HUS6	N/A	4.00"	(12) 1 1&3" X 1 1/2"	(12) 1 1&3" X 1 1/2"
H07	ITS3.12/9.5	(8)12 1&3" X 1 1/2"	4.00"	N/A	N/A
H08	HDHG (5) 5X5 (H 14)	N/A	4.00"	(20) 1 1&3" X 1 1/2"	(36) 1 1&3" X 1 1/2"
H09	HGLTB (3) 9 (H 14)	N/A	4.00"	(16) 1 1/4" X 2 1/2" SDS	(24) 1 1/4" X 2 1/2" SDS
H10	HDHG (5) 5X5 SKLS (H 15 1/2)	N/A	4.00"	(16) 1 1/4" X 2 1/2" SDS	(24) 1 1/4" X 2 1/2" SDS

HEADER SCHEDULE

NO.	TYPE
H01	(1) 4X12 DF
H02	(1) 4X10 DF
H03	(1) 4X8 DF
H04	(1) 6X10 DF
H05	(2) 1.5X 9.25 LVL
H06	(2) 1.5X 9.25 LVL
H07	(2) 1.5X 11 7/8 LVL
H08	(2) 1.5X 14 LVL
H09	(2) 1.5X 16 LVL
H10	(2) 1.5X 11 7/8 LVL
H11	(3) 1.5X 11 7/8 LVL
H12	(3) 1.5X 14 LVL
H13	(3) 1.5X 9 LVL
H14	(2) 1.5X 24 LVL
H15	(4) 1.5X 9 1/4 LVL

ROOF SCHEDULE

NO.	QTY.	FLR.	ROOFS
RO1	1	1	5 1/4 X 9 1/2 PARALLAM PSL
RO2	20	1	10X10 D.F. #2
RO3	1	1	POST - BM SO-1
RO4	1	1	POST - BM SO-2
RO5	1	1	POST - BM SO-3
RO6	1	1	POST - BM SO-4
RO7	1	1	POST - BM SO-5

* ALL BEARING TO HAVE SOLID BEARING TO FOUNDATION

BEARING SCHEDULE

NO.	BEARING AREA (A)	
A01	4 - 2X12 POST	2ND D.F. #2
A02	5 1/4 X 7 PSL POST	5 1/4 X 7 PARALLAM PSL
A03	6X6 POST	6X6 D.F. #2
A04	6X8 POST	6X8 D.F. #2
A05	6X10 POST	6X10 D.F. #2
A06	6X12 POST	6X12 D.F. #2
A07	5 1/4 X 9 PSL POST	5 1/4 X 9 PARALLAM PSL
A08	2X2 POST	2X2 D.F. #2
A09	10X10 POST	10X10 D.F. #2

SHEET INDEX

PAGE	TITLE
A1	FOUNDATION
A2	FLOOR LAYOUT - 1ST LEVEL
A3	FLOOR LAYOUT - 2ND LEVEL
A4	ROOF LAYOUT - 1ST LEVEL
A5	ROOF LAYOUT - 2ND LEVEL

FLOOR FRAME SHEET - WORK
3/16 IN = 1 FT

PROJECT NO.
26-015

ADAMS RESIDENCE - HELI RANCH
VALLEY CO., ID

CONTRACTOR TO VERIFY ALL DETAILS, DIMENSIONS, AND SPECIFICATIONS PRIOR TO CONSTRUCTION AND REPORT ANY DISCREPANCIES OR CONFLICTS TO THE ARCHITECT OR DESIGNER BEFORE PROCEEDING WITH CONSTRUCTION OR ANYTIME THEREAFTER. CONSULTANTS AND HIS/HER CONSULTANTS ARE NOT RESPONSIBLE FOR, AND SHALL BE INDEMNIFIED BY CONTRACTOR AGAINST, ANY CLAIMS, LITIGATIONS OR SUITS THAT MAY ARISE DURING CONSTRUCTION OR FROM ANY CLAIMS, LITIGATIONS OR SUITS THAT MAY ARISE DURING CONSTRUCTION OR

SHEET SIZE
36" x 54"

INITIAL DATE: 06/06/2026
PRINT DATE: 11/20/2026

DRAWN BY:
Steve

FLOOR LAYOUT - 2ND LEVEL

SWC Design
SWC Design
208.244.1288
Nampa, ID

SHEET NUMBER
A3
PAGE 3 OF 5

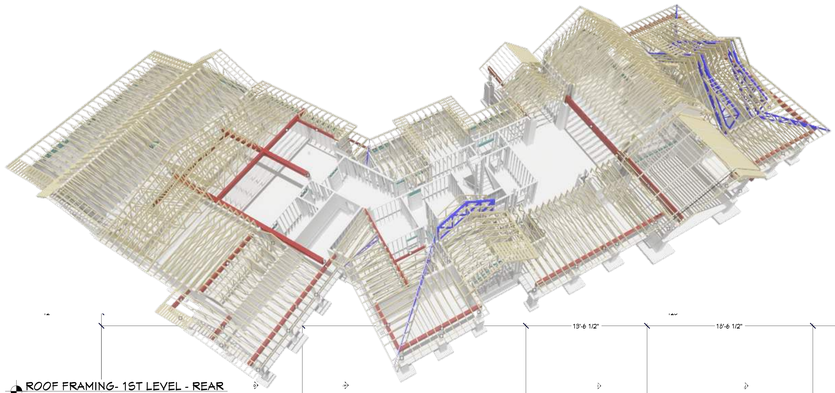

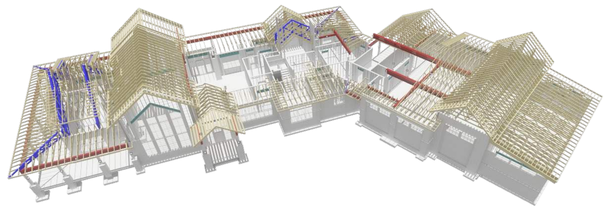

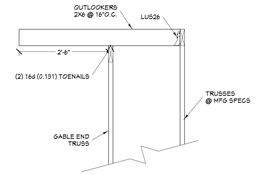

OUTLOOKER DETAIL
NTS

SCAN FOR CURRENT PLAN

SCAN FOR 3D FRAMING VIEWER

ROOF FRAMING- 1ST LEVEL - REAR

ROOF FRAMING- 1ST LEVEL - FRONT

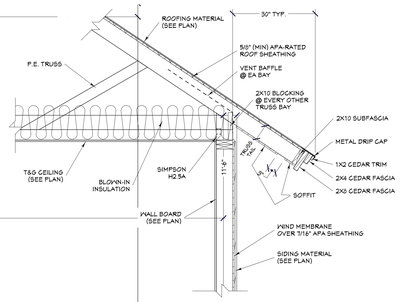

EAVE DETAIL DETAIL
3/4 IN = 1 FT

BEAM SCHEDULE

NO.	FLR	PLY(S)	NOTES	CTR. LG +/-	T.O. BEAM	B.O. BEAM	CALC.#	QTY.
B01	1	1	(6)-2.0/23.5HX 1.0E GLULAM	54'-3 3/4"	11'-1 1/8"	9'-3 1/8"	1	
B02	1	1	(6)-2.0/23.5HX 1.0E GLULAM	50'-3 1/4"	11'-1 1/8"	9'-3 1/8"	2	
B08	1	1	(6)-2.0/23.5HX 1.0E GLULAM	50'-3 1/4"	11'-1 1/8"	9'-3 1/8"	3	
B04	1	1	(6)-2.0/23.5HX 1.0E GLULAM	47'-11 5/8"	12'-3 5/8"	9'-3 1/8"	4	
B05	1	1	(5)-5.5/9.5 12X 1.0 12 GLULAM	11'-10 1/8"	11'-9 5/8"	10'-4 1/8"	5	
B06	1	1	(6)-2.0/23.5HX 1.0E GLULAM	46'-8"	12'-1 1/8"	10'-1 1/8"	6	
B07	1	1	(6)-2.0/23.5HX 2.0E GLULAM	28'-0 5/8"	14'-1 1/8"	12'-10 1/8"	7	
B03	1	1	(6)-2.0/23.5HX 2.0E GLULAM	28'-0 5/8"	14'-1 1/8"	12'-10 1/8"	8	
B09	1	1	(6)-2.0/23.5HX 2.0E GLULAM	46'-8"	12'-1 1/8"	10'-1 1/8"	9	
B10	1	1	(6)-2.0/23.5HX 1.0E GLULAM	46'-8"	12'-1 1/8"	10'-1 1/8"	10	
B11	1	1	(6)-2.0/23.5HX 1.0E GLULAM	46'-8"	12'-1 1/8"	10'-1 1/8"	11	
B12	1	1	(5)-1.0/23.5HX 1.0E GLULAM	43'-0 1/2"	11'-1 1/8"	9'-3 1/8"	12	
B13	1	1	(5)-5.5/9.5 12X 1.0E GLULAM	11'-4 1/4"	12'-3 5/8"	12'-1 1/8"	13	
B14	2	1	(5)-1.75/9.5 14X 1.1/8 MICRO=LAM LVL	9'-2 3/4"	13'-1"	12'-1 1/8"	14	
B15	2	1	(5)-1.75/9.5 14X 1.1/8 MICRO=LAM LVL	9'-2 3/4"	13'-1"	12'-1 1/8"	15	
B16	1	1	(5)-1.0/23.5HX 1.0E GLULAM	12'-3 3/8"	13'-1 1/8"	11'-1 1/8"	16	
B17	1	1	(5)-1.0/23.5HX 1.0E GLULAM	22'-3 1/8"	13'-1 1/8"	11'-1 1/8"	17	
B18	1	1	(5)-1.0/23.5HX 1.0E GLULAM	12'-3 3/8"	13'-1 1/8"	11'-1 1/8"	18	
B19	1	1	(5)-5.5/9.5 12X 1.0E GLULAM	12'-3 3/8"	13'-1 1/8"	11'-1 1/8"	19	
B20	1	1	(5)-1.75/9.5 14X 1.1/8 MICRO=LAM LVL	21'-11 5/8"	13'-2 3/8"	12'-1 1/8"	20	
B21	1	1	(5)-2.0/23.5HX 2.0E GLULAM	28'-4 5/8"	13'-2 1/8"	12'-1 1/8"	21	
B22	1	1	(5)-2.0/23.5HX 2.0E GLULAM	19'-4 3/4"	13'-2 1/8"	12'-1 1/8"	22	
B23	1	1	(5)-2.0/23.5HX 2.0E GLULAM	6'-0"	14'-2 5/8"	13'-2 1/8"	23	
B24	1	1	(5)-2.0/6X12 DF #2	5'-4 5/8"	13'-2 1/8"	12'-10 1/8"	24	
B25	1	1	(5)-2.0/6X12 DF #2	5'-4 5/8"	13'-2 1/8"	12'-10 1/8"	25	
B26	1	1	(5)-2.0/6X12 DF #2	4'-9 5/8"	13'-2 1/8"	12'-10 1/8"	26	
B27	1	1	(5)-2.0/6X12 DF #2	5'-4 5/8"	13'-2 1/8"	12'-10 1/8"	27	
B28	1	3	(5)-2.0/6X12 DF #2	18'-4 1/4"	14'-3 1/8"	13'-1 1/8"	28	
B29	1	2	(5)-2.0/6X12 DF #2	4'-9 5/8"	29'-6 5/8"	29'-0 1/8"	29	
B30	1	1	(5)-2.0/23.5HX 1.0E GLULAM	18'	14'-1 1/8"	13'-1 1/8"	30	
B31	1	1	(5)-2.0/23.5HX 1.0E GLULAM	18'-0 7/8"	14'-1 1/8"	13'-1 1/8"	31	
B32	1	1	(5)-2.0/23.5HX 1.0E GLULAM - NOT USED	18'	14'-1 1/8"	13'-1 1/8"	32	???
B33	1	1	(5)-5.25/24.3 X24.1/16 - (N)EX16B AHSC 50	50'-10 1/2"	14'-1 1/8"	12'-11 5/8"	33	
B34	1	1	(5)-5.25/24.3 X24.1/16 - (N)EX16B AHSC 50	50'-5 1/4"			34	
B35	1	1	(5)-5.25/11.25 X18.9/16 - (N)EX13D AHSC 50	51'-10 1/2"			35	
B36	1	1	(6)-2.0/23.5HX 1.0E 1.2 GLULAM	36'-10"	13'-1 1/8"	2'-6 5/8"	36	
B37	1	1	(6)-2.0/23.5HX 1.0E 1.2 GLULAM	11'-3 7/8"	13'-1 1/8"	2'-6 5/8"	37	
B38	1	1	(6)-2.0/23.5HX 1.0E 1.2 GLULAM	11'-3 7/8"	13'-1 1/8"	2'-6 5/8"	38	
B39	1	1	(6)-2.0/23.5HX 1.0E 1.2 GLULAM	11'-3 7/8"	13'-1 1/8"	2'-6 5/8"	39	
B40	2	1	(5)-5.5/24.3 X24.1/16 GLULAM	24'-4 1/8"	26'-2 1/8"	25'-0 1/8"	40	
B41	2	1	(5)-5.5/24.3 X24.1/16 GLULAM	24'-4 1/8"	26'-2 1/8"	25'-0 1/8"	41	
B42	1	1	(5)-2.0/23.5HX 2.0E GLULAM	28'-0"	13'-2 1/8"	12'-1 1/8"	42	
B43	3	3	(5)-6.0/21.0 DF #2	9'-3 1/8"	12'-10 5/8"	12'-1 1/8"	43	
B44	3	3	(5)-6.0/21.0 DF #2	4'-11 1/2"			43	
B45	0	2	(5)-4X16/11.5X4 X 1.0 MICRO=LAM LVL	9'-3 5/8"			45	
B46	0	2	(5)-4X16/11.5X4 X 1.0 MICRO=LAM LVL (CRAWL SPACE HORS)	9'-3 5/8"			45c5	

ENGINEERED TRUSS OR RAFTER NOTES:

CALLOUT	DESCRIPTION

HANGER SCHEDULE

CALLOUT	MODEL	TOP NAILS	SEAT	MEMBER NAILS	FACE NAILS
H01	BA1.81/9.5 SKILID	(10)0.162" X 1 1/2"	3.00"	(6)0.162" X 1 1/2"	N/A
H02	HHUS7210 (FT) (16)	(4) N/A	4.00"	(8) N/A	(14) N/A
H03	HGUS10-2SDS (R 10) 1 FLANGE CONCEALED (LEFT)	N/A	4.28"	(26) 1/4" X 2 1/2" SDS	(26) 1/4" X 2 1/2" SDS
H04	HUS410	N/A	4.00"	(14) 0.162" X 3 1/2"	(14) 0.162" X 3 1/2"
H05	HUS7 (WITH EVER STIFFENERS)	N/A	4.00"	(12) 0.162" X 3 1/2"	(12) 0.162" X 3 1/2"
H06	HUS5	N/A	4.50"	(10) 0.162" X 3 1/2"	(10) 0.162" X 3 1/2"
H07	HSS1.81/4 FS	(8) 0.162" X 1 1/2"	4.00"	N/A	N/A
H08	HSS1.81/6 SKILID	N/A	4.00"	N/A	(12) 0.162" X 2"
H09	HGUS10-2SDS (4) 1	N/A	4.50"	(18) 1/4" X 2 1/2" SDS	(18) 1/4" X 2 1/2" SDS
H10	HGUS10-2SDS SKILID (4) 1/2	N/A	4.50"	(18) 1/4" X 2 1/2" SDS	(24) 1/4" X 2 1/2" SDS

HEADER SCHEDULE

NO.	TYPE
H01	(1) 1.75X9.25 LVL
H02	(1) 1.75X11.25 LVL
H03	(1) 5.5X9.25 LVL
H04	(1) 5.5X11.25 LVL
H05	(2) 1.75X9.25 LVL
H06	(2) 1.75X11.25 LVL
H07	(2) 1.75X14.25 LVL
H08	(2) 1.75X16.25 LVL
H09	(2) 5.5X9.25 LVL
H10	(2) 5.5X11.25 LVL
H11	(3) 1.75X9.25 LVL
H12	(3) 1.75X11.25 LVL
H13	(3) 1.75X14.25 LVL
H14	(3) 1.75X16.25 LVL
H15	(3) 5.5X9.25 LVL
H16	(3) 5.5X11.25 LVL
H17	(3) 5.5X14.25 LVL

POST SCHEDULE

NO.	QTY.	FLR.	NOTES
P01		1	5 1/2 X 5 1/2 PARALLAM PSL
P02	20	1	10X10 D.F. #2
P03		1	POST - BM 30-1
P04		1	POST - BM 30-2
P05		1	POST - BM 30-1
P06		1	POST - BM 30-2
P07		1	POST - BM 35-2

BEARING SCHEDULE

* ALL BEARING TO HAVE SOLID BEARING TO FOUNDATION

NO.	BEARING AREA (in)	
X01	4"x6"x 6 POST	2ND D.F. #2
X02	5.5"x 5.5"x 5 PSL POST	5.5"x 5.5" PARALLAM PSL
X03	6"x6" POST	6X6 D.F. #2
X04	6X8 POST	6X8 D.F. #2
X05	6X10 POST	6X10 D.F. #2
X06	6X12 POST	6X12 D.F. #2
X07	7X7 PSL POST	7X7 PARALLAM PSL
X08	2X2 POST	2ND D.F. #2
X09	10X10 POST	10X10 D.F. #2

SHEET INDEX

PAGE	TITLE
A1	FOUNDATION
A2	FLOOR LAYOUT - 1ST LEVEL
A3	FLOOR LAYOUT - 2ND LEVEL
A4	ROOF LAYOUT - 1ST LEVEL
A5	ROOF LAYOUT - 2ND LEVEL

ROOF MATERIALS

RIDGE CAP	### Ft.
VALLEY FLASHING	### Ft.
90 DEG. FLASHING	## Ft.
BEND TO SLOPE FLASHING	## Ft.
RIDGE VENT	### Ft.
SHINGLES	#### Sq. Ft.
OSB	### Ea.
GABLE FASCIA	### Ft.
EAVE FASCIA	### Ft.
DRIP EDGE	### Ft.

ROOF FRAMING NOTES:
ALL EAVE OVERHANGS 36" UNO
ALL GABLE OVERHANGS 30" UNO

ROOF LAYOUT SHEET - WORK - WALL FRAMING
3/16 IN = 1 FT

SCAN FOR ENGINEERED CALCS

ENGINEER STAMP AREA

PROJECT NO.
26-015

CONTRACTOR TO VERIFY ALL DETAILS, DIMENSIONS, AND SPECIFICATIONS PRIOR TO CONSTRUCTION AND REPORT ANY DISCREPANCIES TO SMC DESIGN. SMC DESIGN ASSUMES NO RESPONSIBILITY FOR ANY CONSTRUCTION BIDS, SPECIFIC BUILDING METHODS, OR CONSTRUCTION PRACTICES. CONTRACTOR SHALL INDEMNIFY AND HOLD HARMLESS SMC DESIGN FROM ANY CLAIMS, LITIGATIONS OR SUITS THAT MAY ARISE DURING OR AFTER CONSTRUCTION.

ADAMS RESIDENCE - HELI RANCH
VALLEY CO., ID

SHEET SIZE
36" x 54"

INITIAL DATE: 06/06/2026
PRINT DATE: 11/20/2026

DRAWN BY:
Steve

ROOF LAYOUT - 1ST LEVEL

SMC Design
SMC Design
208.249.1288
Nampa, ID

SHEET NUMBER
A4
PAGE 4 OF 5

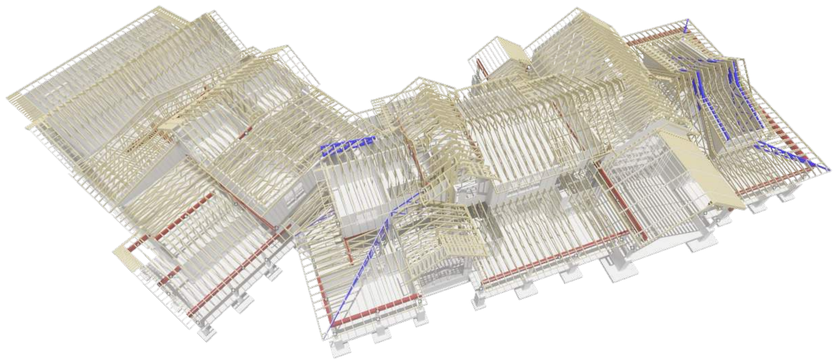

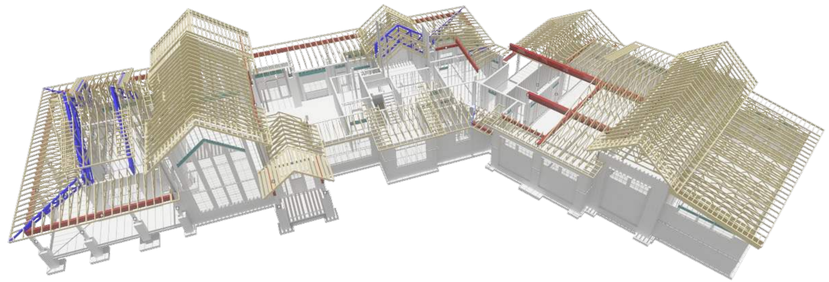

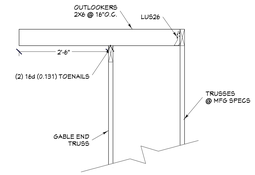

OUTLOOKER DETAIL
NTS

SCAN FOR CURRENT PLAN

SCAN FOR 3D FRAMING VIEWER

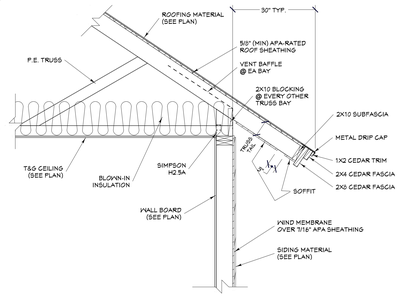

EAVE DETAIL DETAIL
3/4 IN = 1 FT

SCAN FOR ENGINEERED CALCS

ENGINEER STAMP AREA

ROOF FRAMING- 2ND LEVEL - REAR

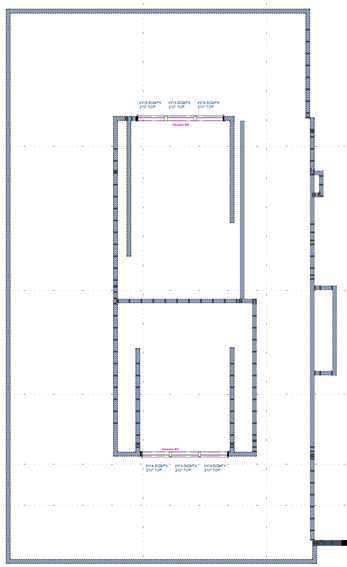

ROOF FRAMING- 1ST LEVEL - FRONT

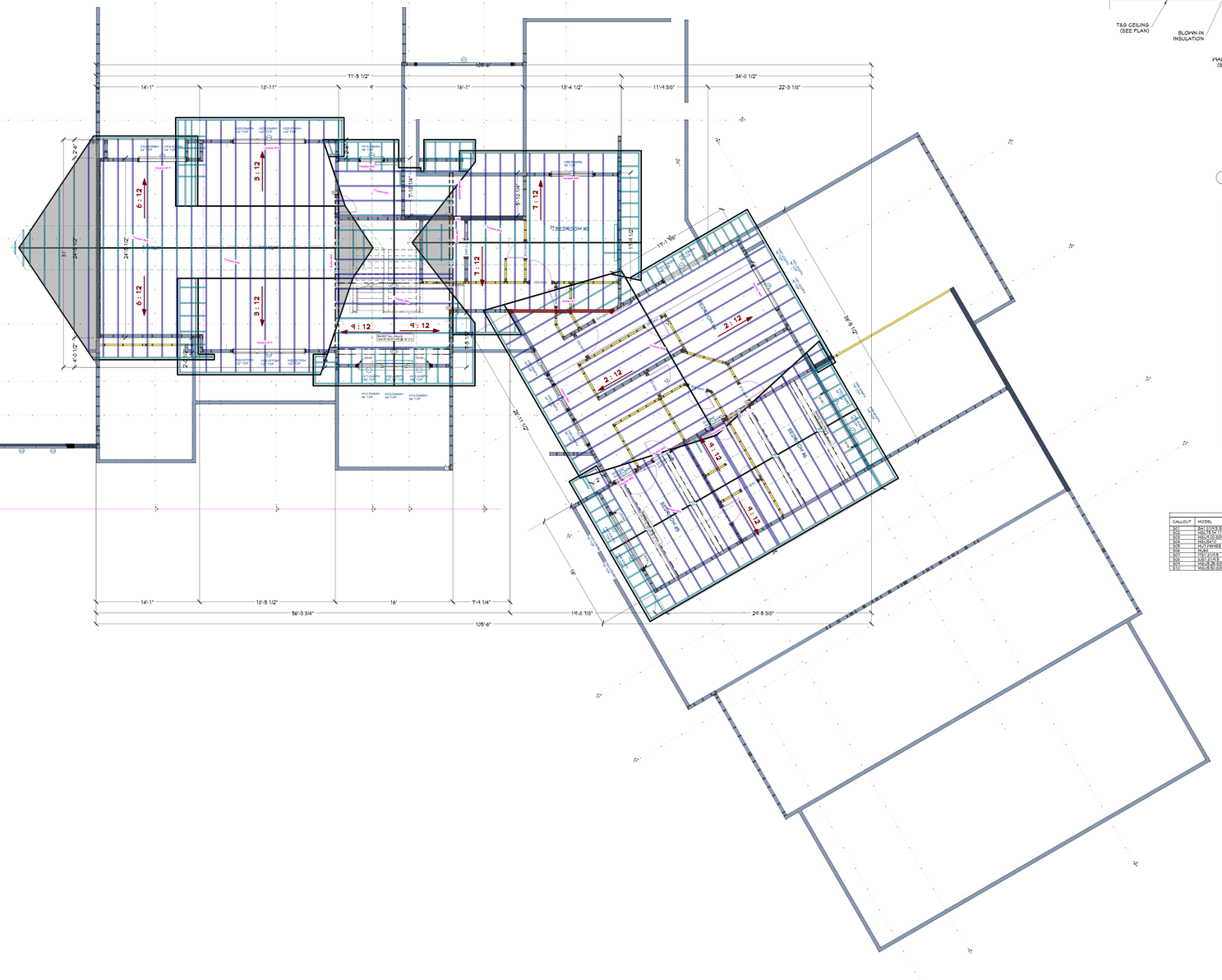

BEAM SCHEDULE								
NO.	FLR	PLY(S)	NOTES	CTR LG +/-	T.O. BEAM	B.O. BEAM	CALC #	QTY
B01	1	1	(B-2)10.5 3/4 X 18 GLULAM	56'-3 3/4"	111'-1 1/8"	9'-3 1/8"	1	
B02	1	1	(B-2)10.5 3/4 X 15 GLULAM	50'-3 1/4"	111'-1 1/8"	9'-3 1/8"	2	
B03	1	1	(B-2)10.5 3/4 X 15 GLULAM	50'-3 1/4"	111'-1 1/8"	9'-3 1/8"	3	
B04	1	1	(B-2)10.5 3/4 X 15 GLULAM	50'-3 3/4"	111'-1 1/8"	9'-3 1/8"	4	
B05	1	1	(B-2)8.5 12 X 15 1/2 GLULAM	11'-10 1/8"	111'-9 5/8"	10'-4 1/8"	5	
B06	1	1	(B-2)8.5 8 X 30 GLULAM	48'-4"	124'-1 1/8"	10'-3 1/8"	6	
B07	1	1	(B-2)10.5 3/4 X 21 GLULAM	28'-0 3/8"	124'-1 1/8"	13'-10 1/8"	7	
B08	1	1	(B-2)10.5 3/4 X 21 GLULAM	28'-0 3/8"	124'-1 1/8"	13'-10 1/8"	8	
B09	1	1	(B-2)10.5 3/4 X 21 GLULAM	28'-0 3/8"	124'-1 1/8"	13'-10 1/8"	9	
B10	1	1	(B-2)10.5 3/4 X 15 GLULAM	40'-0"	124'-1 1/8"	10'-3 1/8"	10	
B11	1	1	(B-2)10.5 3/4 X 12 GLULAM	31'-6"	124'-1 1/8"	10'-3 1/8"	11	
B12	1	1	(B-2)10.5 3/4 X 15 GLULAM	45'-0 1/2"	111'-1 1/8"	9'-3 1/8"	12	
B13	1	1	(B-2)8.5 12 X 18 1/2 GLULAM	11'-4 1/4"	124'-1 1/8"	12'-5 5/8"	13	
B14	1	2	(B-1)6.1 3/4 X 11 7/8 MICRO=LAM LVL	9'-0 3/4"	129'-1"	12'-1 1/8"	14	
B15	1	2	(B-1)6.1 3/4 X 11 7/8 MICRO=LAM LVL	9'-0 3/4"	129'-1"	12'-1 1/8"	15	
B16	1	1	(B-2)10.5 3/4 X 15 GLULAM	31'-0"	124'-1 1/8"	10'-3 1/8"	16	
B17	1	1	(B-2)10.5 3/4 X 15 GLULAM	50'-3 1/8"	111'-1 1/8"	10'-4 1/8"	17	
B18	1	1	(B-2)10.5 3/4 X 15 GLULAM	12'-2 3/8"	111'-1 1/8"	10'-4 1/8"	18	
B19	1	3	(B-2)5.1 3/4 X 11 1/4 MICRO=LAM LVL	21'-11 5/8"	129'-2 3/8"	12'-1 1/8"	19	
B20	1	1	(B-2)10.5 12 X 15 1/2 GLULAM	28'-6 5/8"	124'-1 1/8"	12'-5 5/8"	20	
B21	1	1	(B-2)12.5 3/4 X 21 GLULAM	19'-4 3/4"	129'-1 1/8"	12'-1 1/8"	21	
B22	1	1	(B-2)8.5 12 X 12 GLULAM	16'	124'-5 5/8"	12'-5 5/8"	22	
B23	1	1	(B-2)5.1 3/4 X 11 7/8	3'-4 5/8"	129'-2 3/8"	10'-1 3/8"	23	
B24	1	4	(B-3)7.1 3/4 X 14 MICRO=LAM LVL	19'-4 1/4"	129'-1 3/8"	12'-1 1/8"	24	
B25	1	4	(B-3)7.1 3/4 X 14 MICRO=LAM LVL	19'-4 1/4"	129'-1 3/8"	12'-1 1/8"	25	
B26	2	1	(B-2)6.5X12 D.F. #2	4'-5 5/8"	26'-6 5/8"	24'-1 1/8"	26	
B27	1	1	(B-2)6.5X12 D.F. #2	13'	14'-1 1/8"	13'-1 1/8"	27	
B28	1	1	(B-2)10.5 3/4 X 15 GLULAM	13'-0 7/8"	14'-1 1/8"	13'-1 1/8"	28	
B29	1	1	(B-2)10.5 12 X 21 GLULAM - NOT USED	22'	14'-1 1/8"	13'-1 1/8"	29	99
B30	1	1	(B-2)10.5 12 X 24 11/16 - HDR#748 AHSC50	52'-10 1/4"			30	
B31	1	1	(B-2)10.5 12 X 13 1/2 GLULAM	14'-3 5/8"	14'-1 1/8"	12'-11 5/8"	31	
B32	1	1	(B-2)10.5 12 X 24 11/16 - HDR#746 AHSC50	30'-0 1/2"			32	
B33	1	1	(B-2)10.5 12 X 24 11/16 - HDR#750 AHSC50	30'-0 1/2"			33	
B34	1	1	(B-2)12.5 3/4 X 18 1/2 GLULAM	39'-0"	129'-1 1/8"	6'-3 5/8"	34	
B35	1	1	(B-2)12.5 3/4 X 18 1/2 GLULAM	5'-9 1/8"	129'-1 1/8"	6'-3 5/8"	35	
B36	1	1	(B-2)6.8 3/4 X 15 1/2 GLULAM	9'-2 1/8"	129'-1 1/8"	6'-3 5/8"	36	
B37	1	1	(B-2)10.5 12 X 15 GLULAM	11'-4 3/4"	13'-4 1/8"	12'-1 1/8"	37	
B38	2	1	(B-3)5.5 12 X 21 GLULAM	21'-1 1/8"	24'-4 1/8"	22'-8 1/8"	38	
B39	2	1	(B-3)5.5 12 X 21 GLULAM	21'-1 1/8"	24'-3 1/8"	22'-8 1/8"	39	
B40	1	1	(B-2)10.5 3/4 X 21 GLULAM	28'-6"	124'-1 1/8"	10'-3 1/8"	40	
B41	1	1	(B-2)10.5 3/4 X 15 GLULAM	24'-3"	129'-1 3/8"	12'-1 1/8"	41	
B42	1	1	(B-2)6.5X12 D.F. #2	4'-5 5/8"	26'-6 5/8"	24'-1 1/8"	42	
B43	0	3	(B-4)7.1/4 X 21 D.F. #2	4'-11 1/8"			43	
B44	2	1	(B-3)5.1 3/4 X 11 1/2 MICRO=LAM LVL	3'-6"			44	
B45	0	2	(B-4)5.1 1/4 X 11 1/2 MICRO=LAM LVL (CRAWL SPACE HDR3)	3'-6"			45C6	

GABLE/END TRUSS OR ROOFJOIST NOTES:	
CALLOUT	DESCRIPTION

HANGER SCHEDULE						
CALLOUT	MODEL	TOP NAILS	SEAT NAILS	HEADER NAILS	FACE NAILS	
H01	BAY-SHOE SHL30	(10) 0.148" X 1 1/2"	4.00"	(4) 0.148" X 1 1/2"	N/A	
H02	MAS78.2/11.7-2.0	DEFERRED	4.00"	(7) 16dsk	(12) 16dsk	
H03	HDU11.2/20-2R (10) 1 FLANGE GONGEALED (LEFT)	N/A	4.38"	(24) 1/4" X 2 1/2" SDS	(36) 1/4" X 2 1/2" SDS	
H04	HDU8/11	N/A	4.38"	(12) 1/4" X 3 1/4"	(18) 1/4" X 3 1/2"	
H05	MUTT/HHER STIFFNERS	N/A	4.00"	(12) 0.162 X 3 1/2"	(12) 0.162 X 3 1/2"	
H06	HUS410	N/A	4.00"	(10) 0.148" X 1 1/2"	(10) 0.148" X 3 1/2"	
H07	JOIST LOCK	(8) 0.148" X 1 1/2"	4.00"	N/A	N/A	
H08	HUS1.81/4.5	N/A	4.00"	N/A	(22) 0.148" X 3"	
H09	HDU8-SDS (HH 141)	N/A	4.50"	(18) 1/4" X 2 1/2" SDS	(24) 1/4" X 2 1/2" SDS	
H10	HDU8.5/20-SDS (HH 191/2)	N/A	4.50"	(28) 1/4" X 2 1/2" SDS	(24) 1/4" X 2 1/2" SDS	

HEADER SCHEDULE	
NO	TYPE
H01	(1) 2X6 D.F.
H02	(1) 2X8 D.F.
H03	(1) 2X10 D.F.
H04	(2) 2X10 D.F.
H05	(2) 1.3/4 X 9 1/4 LVL
H06	(2) 1.3/4 X 11 7/8 LVL
H07	(2) 2X12 D.F.
H08	(3) 1.3/4 X 9 1/4 LVL
H09	(3) 1.3/4 X 11 7/8 LVL
H10	(3) 1.3/4 X 14 LVL
H11	(3) 1.3/4 X 16 LVL
H12	(3) 1.3/4 X 18 LVL
H13	(4) 2X10 D.F.
H14	(4) 2X12 D.F.
H15	(4) 1.3/4 X 9 1/4 LVL

POST SCHEDULE			
NO	QTY	PLY	NOTES
P01	1	1	4X4 D.F. #2
P02	28	1	6.1/4 X 9 PSL TO PARALLAM PSL
P03	1	1	POST- BM 05-1
P04	1	1	POST- BM 05-2
P05	1	1	POST- BM 05-1
P06	1	1	POST- BM 05-1
P07	1	1	POST- BM 05-2

* ALL BEARING TO HAVE SOLID BEARING TO FOUNDATION	
BEARING SCHEDULE	
NO	BEARING AREA/SIZE
A01	4.2X6 POST
A02	5.1/4 X 9 PSL POST
A03	6X6 POST
A04	6X8 POST
A05	6X10 POST
A06	6X12 POST
A07	6X14 PSL POST
A08	6X6 POST
A09	10X10 POST

SHEET INDEX	
PAGE	TITLE
A1	FOUNDATION
A2	FLOOR LAYOUT - 1ST LEVEL
A3	FLOOR LAYOUT - 2ND LEVEL
A4	ROOF LAYOUT - 1ST LEVEL
A5	ROOF LAYOUT - 2ND LEVEL

ROOF MATERIALS

RIDGE CAP	### Ft
VALLEY FLASHING	### Ft
90 DEG. FLASHING	## Ft
BEND TO SLOPE FLASHING	## Ft
RIDGE VENT	### Ft
SHINGLES	#### Sq. Ft.
OSB	### Ea
GABLE FASCIA	### Ft
EAVE FASCIA	### Ft
DRIP EDGE	### Ft

ROOF FRAMING NOTES:
ALL EAVE OVERHANGS 36" UNO
ALL GABLE OVERHANGS 30" UNO

ROOF LAYOUT SHEET - WORK - LOADS
3/16 IN = 1 FT

PROJECT NO.
26-015

ADAMS RESIDENCE - HELI RANCH
VALLEY CO., ID

CONTRACTOR TO VERIFY ALL DETAILS, DIMENSIONS, AND SPECIFICATIONS PRIOR TO CONSTRUCTION AND REPORT ANY ERRORS AND/OR OMISSIONS TO SMC DESIGN. SMC DESIGN IS NOT RESPONSIBLE FOR ANY CLAIMS, LITIGATIONS OR SUITS THAT MAY ARISE DURING CONSTRUCTION OR ANYTIME THEREAFTER.

SHEET SIZE
36" x 54"

INITIAL DATE: 06/06/2026
PRINT DATE: 11/20/2026

DRAWN BY:
Steve

ROOF LAYOUT - 2ND LEVEL

SMC Design
SMC Design
208.249.7288
Nampa, ID

SHEET NUMBER
A5
PAGE 5 OF 5