FOR
NOT FOR

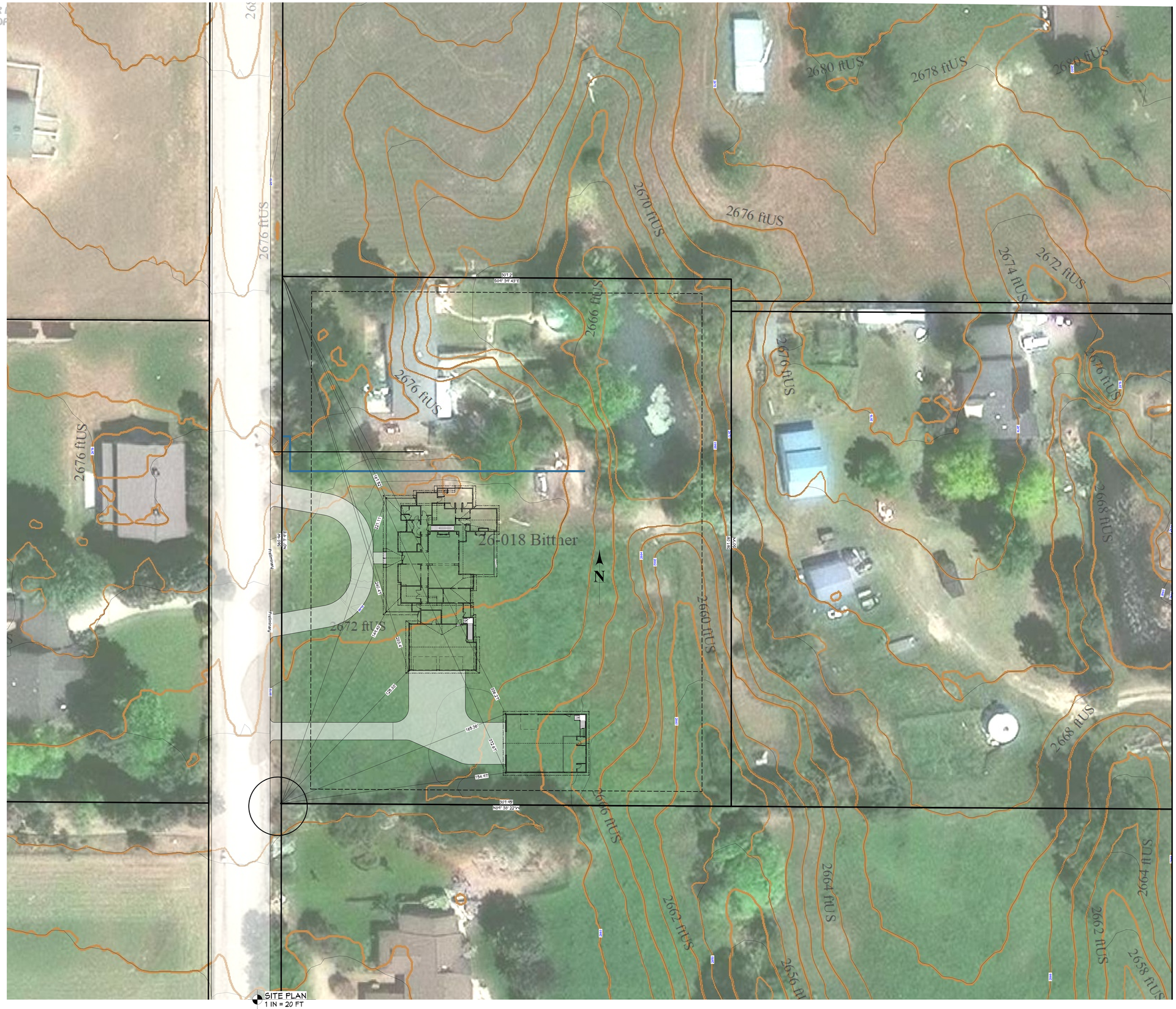

SCAN FOR CURRENT PLAN

SCAN FOR RENDERINGS

SCAN FOR WALKTHROUGH

PROJECT NO.
26-018

BITTNER RESIDENCE
3540 SHADOW HILLS DR ADA CO,ID

CONTRACTOR TO VERIFY ALL DETAILS, DIMENSIONS, AND SPECIFICATIONS PRIOR CONSTRUCTION, AND REPORT ANY OMISSIONS AND/OR ERRORS TO SMC DESIGN. THE PURCHASER OR BUILDER OF THIS PLAN RELEASES SMC DESIGN FROM ANY CLAIMS, LITIGATIONS OR SUITS THAT MAY ARISE DURING CONSTRUCTION OR ANYTIME THEREAFTER.

SHEET SIZE
36" x 54"

INITIAL DATE: 08/17/2026
PRINT DATE: 10/23/2026

DRAWN BY:
Steve

SITE PLAN

SHEET INDEX

PAGE	TITLE
A1	SITE PLAN
A2	FLOOR PLAN - 1ST LEVEL
A3	FLOOR PLAN - 2ND LEVEL
A4	FLOOR PLANS - BARN

SMC Design
208.249.7288
Nampa, ID

SHEET NUMBER
A1
PAGE 1

FOR BIDDING ONLY
NOT FOR CONSTRUCTION

FOR BIDDING ONLY
NOT FOR CONSTRUCTION

DOOR SCHEDULE

NUMBER	QTY	FLOOR	SIZE	WIDTH	HEIGHT	TYPE	TEMPERED	FIRE	COMMENTS	HEADER	CALC #	NUMBER
D01	1	1	2668 L	30"	80"	SHOWER	YES			2X		D01
D02	2	2	2668 R IN	32"	80"	HINGED				2X		D02
D03	2	2	2668 L IN	32"	80"	HINGED				2X		D03
D04	3	2	2668 R IN	32"	96"	HINGED				2X		D04
D05	1	1	3080 R	36"	96"	POCKET				2X		D05
D06	4	1	3080 R RX	36"	96"	HINGED				4X6 D.F.		D06
D07	8	1	3080 R IN	36"	96"	HINGED				2X		D07
D08	5	1	3080 L IN	36"	96"	HINGED				2X		D08
D09	2	1	3680 R FX	42"	96"	HINGED				4X6 D.F.		D09
D10	3	1	5080 LR IN	60"	96"	DOUBLE HINGED				2X		D10
D11	2	1	5080 RL EX	60"	96"	DOUBLE HINGED				2X		D11
D12	1	1	6080 L EX	72"	96"	DUDEN						D12
D13	1	1	6080 LR IN	72"	96"	DOUBLE HINGED				2X		D13
D14	1	1	2010D	1-4"	120"	GARAGE				4X1 D.F.		D14
D15	1	1	(6010 4O LR FX)	312"	120"	DOUBLE BARN				(3) 1 3/4" X 11 7/8" LVL	27	D15
D16	2	1	6010	1-312"	120"	GARAGE				4X1 D.F.		D16

WINDOW/DOOR LABEL LEGEND

TNR (NUMBER OF TRIMMERS @ EACH END (1 TRIMMER REQD UNO)
KS KING STUD (1 KING STUD UNO)
FS FULL SPAN HEADER (NO MID BEARING POINTS)
MB FULL WIDTH HEADER W/MID SPAN BEARING POINTS

WINDOW SCHEDULE

NUMBER	QTY	FLOOR	TYPE	WIDTH	HEIGHT	EGRESS	TEMPERED	DESCRIPTION	COMMENTS	HEADER	CALC #	NUMBER
W01	1	1	1676FX	1-8"	96"			FIXED GLASS		4X6 D.F.		W01
W02	1	2	1312FX	2-1"	54"			FIXED GLASS		4X6 D.F.		W02
W03	2	2	1326SH	2-1"	30"			SINGLE HUNG		4X6 D.F.		W03
W04	3	1	2646SH	3O"	48"			SINGLE HUNG		4X6 D.F.		W04
W05	4	1	2646SH	3O"	54"			SINGLE HUNG		4X6 D.F.		W05
W06	2	1	2650SH	3O"	60"			SINGLE HUNG		4X6 D.F.		W06
W07	2	1	3046SH	36"	48"			SINGLE HUNG		4X6 D.F.		W07
W08	2	1	3046CM	36"	48"			SINGLE CASEMENT HL		4X6 D.F.		W08
W09	1	1	3060SH	36"	93 5/8"			SINGLE HUNG		4X6 D.F.		W09
W10	4	2	3060SH	36"	93 5/8"			SINGLE HUNG		4X6 D.F.		W10
W11	18	1	3060SH	36"	72"			SINGLE HUNG		4X6 D.F.		W11
W12	6	1	5030FX	60"	36"			FIXED GLASS		4X6 D.F.		W12
W13	1	2	5040RS	60"	48"			RIGHT SLIDING		4X6 D.F.		W13
W14	1	1	5040RS	60"	54"			RIGHT SLIDING		4X6 D.F.		W14
W15	1	1	6048ND	72"	54"			DOUBLE CASEMENT LHR/RHR		4X6 D.F.		W15
W16	13	2	6048LS	72"	154"			LEFT SLIDING		4X6 D.F.		W16

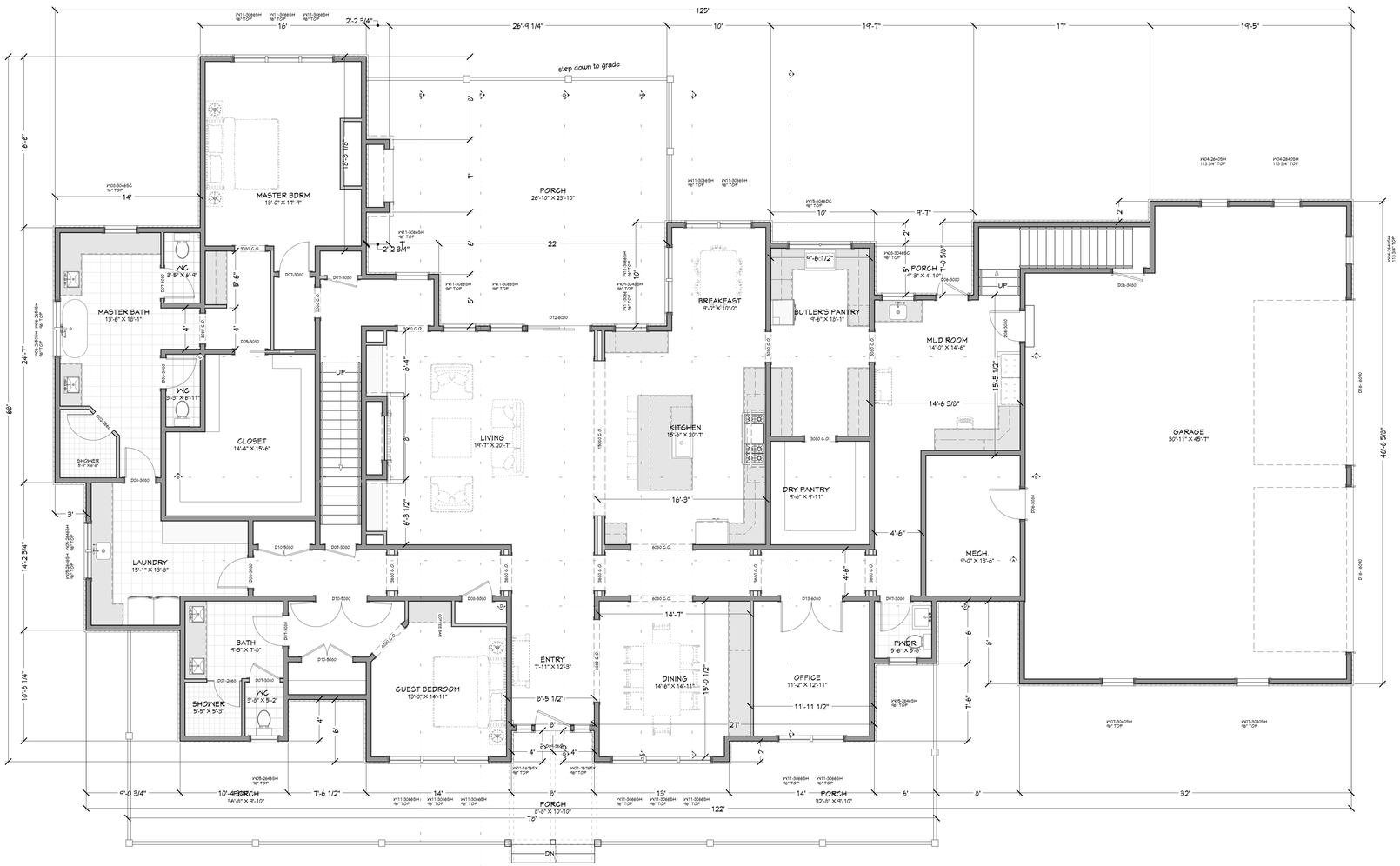

FLOOR PLAN - 1ST LEVEL
1/4 IN = 1 FT

MAIN LEVEL	4211 sq. ft.
UPPER LEVEL	923 sq. ft.
TOTAL LIVING SPACE	5134 sq. ft.
BONUS SPACE	743 sq. ft.
UNFINISHED/MECH	129 sq. ft.
GARAGE	1387 sq. ft.
COV'D PORCH/DECK	1563 sq. ft.
DETACHED BARN	1809 sq. ft.
BARN LIVING	780 sq. ft.

MAIN LEVEL NOTES:
ALL ANGLE 45° UNO
2x6 EXT. WALLS @ 16" O.C.
10'-1 1/2" PLATE HEIGHT UNO
ALL PARTITION DIMENSIONS ARE TO FACE OF STUD

SHEET INDEX

PAGE	TITLE
A1	SITE PLAN
A2	FLOOR PLAN - 1ST LEVEL
A3	FLOOR PLAN - 2ND LEVEL
A4	FLOOR PLANS - BARN

FOR BIDDING ONLY
NOT FOR CONSTRUCTION

SCAN FOR CURRENT PLAN
SCAN FOR RENDERINGS
SCAN FOR WALKTHROUGH

PROJECT NO.
26-018

BITTNER RESIDENCE
3540 SHADOW HILLS DR ADA CO, ID

CONTRACTOR TO VERIFY ALL DETAILS, DIMENSIONS, AND SPECIFICATIONS PRIOR TO CONSTRUCTION AND REPORT ANY DISCREPANCIES OR ERRORS TO ARCHITECT. ARCHITECT IS NOT RESPONSIBLE FOR CONSTRUCTION MEANS, METHODS, TECHNIQUES, SEQUENCES OR PROCEDURES, OR SAFETY PRECAUTIONS AND PROGRAMS IN CONNECTION WITH THE WORK. ARCHITECT SHALL NOT BE RESPONSIBLE FOR ANY CONTRACTOR'S FAILURE TO CARRY OUT THE WORK IN ACCORDANCE WITH THE CONTRACT DOCUMENTS. ARCHITECT SHALL NOT BE RESPONSIBLE FOR THE ACTS OR OMISSIONS OF THE CONTRACTOR, SUBCONTRACTOR, OR ANY OF THEIR AGENTS OR EMPLOYEES, OR ANY OTHER PERSONS PERFORMING PORTIONS OF THE WORK. CONTRACTOR SHALL INDEMNIFY AND HOLD HARMLESS ARCHITECT FROM ANY CLAIMS, LITIGATIONS OR SUITS THAT MAY ARISE DURING CONSTRUCTION OR ANYTIME THEREAFTER.

SHEET SIZE 36" x 54"
INITIAL DATE: 09/17/2026
PRINT DATE: 10/29/2026
DRAWN BY: Steve

FLOOR PLAN - 1ST LEVEL

SMC Design
208.249.7266
Nampa, ID

SHEET NUMBER
A2
PAGE 2

FOR BIDDING ONLY
NOT FOR CONSTRUCTION

FOR BIDDING ONLY
NOT FOR CONSTRUCTION

DOOR SCHEDULE

NUMBER	QTY	FLOOR	SIZE	WIDTH	HEIGHT	TYPE	TEMPERED	FIRE	COMMENTS	HEADER	CALC #	NUMBER
D01	1	1	2668 L	30"	80"	SHOWER	YES			2X		D01
D02	1	1	2668 R	30"	80"	SHOWER	YES			2X		D02
D03	2	2	2460 L IN	30"	80"	HINGED				2X		D03
D04	3	2	2460 R IN	30"	80"	HINGED				2X		D04
D05	1	1	3080 R	36"	96"	POCKET				2X		D05
D06	4	1	3080 R RX	36"	96"	HINGED				4X6 D.F.		D06
D07	6	1	3080 R IN	36"	96"	HINGED				2X		D07
D08	5	1	3080 L IN	36"	96"	HINGED				2X		D08
D09	2	1	3680 R FX	42"	96"	HINGED				4X6 D.F.		D09
D10	2	1	5080 LR IN	60"	96"	DOUBLE HINGED				2X		D10
D11	8	1	5080 RL IN	60"	96"	DOUBLE HINGED				2X		D11
D12	1	1	5080 L EX	72"	96"	SLIDER						D12
D13	1	1	6080 LR IN	72"	96"	DOUBLE HINGED				2X		D13
D14	1	1	120 I OD	144"	120"	GARAGE				4X12 D.F.		D14
D15	1	1	(-6)0140 LR FX	312"	126"	DOUBLE BARN				(3) 1 3/4" X 11 7/8" LVL	27	D15
D16	2	1	(-6)0120	132"	126"	GARAGE				4X12 D.F.		D16

WINDOW/DOOR LABEL LEGEND

TNR (NUMBER OF TRIMMERS @ EACH END (-1 TRIMMER REQD UNO)
KS KING STUD (-1 KING STUD UNO)
FS FULL SPAN HEADER (NO MID BEARING POINTS)
MB FULL WIDTH HEADER W/MID SPAN BEARING POINTS

WINDOW SCHEDULE

NUMBER	QTY	FLOOR	TYPE	WIDTH	HEIGHT	EGRESS	TEMPERED	DESCRIPTION	COMMENTS	HEADER	CALC #	NUMBER
W01	1	1	1676FX	18"	96"			FIXED GLASS		4X6 D.F.		W01
W02	4	2	1192FX	21"	24"			FIXED GLASS		4X6 D.F.		W02
W03	2	2	1292SH	21"	30"			SINGLE HUNG		4X6 D.F.		W03
W04	3	1	2640SH	30"	48"			SINGLE HUNG		4X6 D.F.		W04
W05	4	1	2646SH	30"	54"			SINGLE HUNG		4X6 D.F.		W05
W06	2	1	2652SH	30"	60"			SINGLE HUNG		4X6 D.F.		W06
W07	2	1	3040SH	36"	48"			SINGLE HUNG		4X6 D.F.		W07
W08	2	1	3046CM	36"	54"			SINGLE CASEMENT HL		4X6 D.F.		W08
W09	1	1	3052SH	36"	93 5/8"			SINGLE HUNG		4X6 D.F.		W09
W10	4	2	3060SH	36"	72"			SINGLE HUNG		4X6 D.F.		W10
W11	18	1	3064SH	36"	78"			SINGLE HUNG		4X6 D.F.		W11
W12	6	1	5030FX	60"	36"			FIXED GLASS		4X6 D.F.		W12
W13	1	2	5040RS	60"	48"			RIGHT SLIDING		4X6 D.F.		W13
W14	1	1	5046RS	60"	54"			RIGHT SLIDING		4X6 D.F.		W14
W15	1	1	6048ND	72"	54"			DOUBLE CASEMENT UHL/RHK		4X6 D.F.		W15
W16	13	2	6048LS	72"	154"			LEFT SLIDING		4X6 D.F.		W16

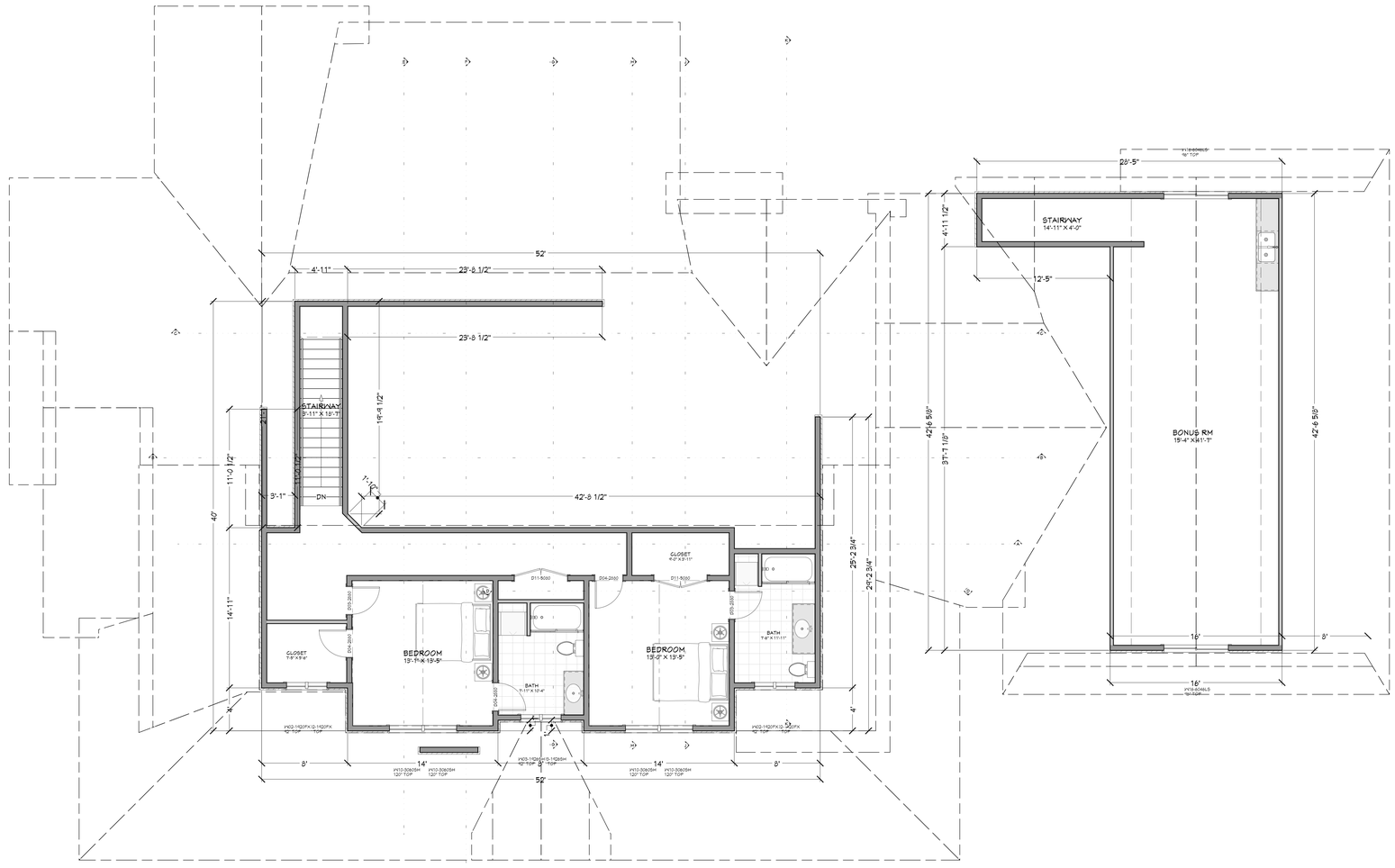

FLOOR PLAN - 2ND LEVEL
1/4 IN = 1 FT

MAIN LEVEL	4211	sq. ft.
UPPER LEVEL	923	sq. ft.
TOTAL LIVING SPACE	5134	sq. ft.
BONUS SPACE	748	sq. ft.
UNFINISHED/MECH	124	sq. ft.
GARAGE	1387	sq. ft.
COV'D PORCH/DECK	1569	sq. ft.
DETACHED BARN	1809	sq. ft.
BARN LIVING	780	sq. ft.

UPPER LEVEL NOTES:
ALL ANGLE 45° UNO
2x6 EXT. WALLS @ 16" O.C.
9'-1 1/8" PLATE HEIGHT UNO
ALL PARTITION DIMENSIONS ARE TO FACE OF STUD

SHEET INDEX

PAGE	TITLE
A1	SITE PLAN
A2	FLOOR PLAN - 1ST LEVEL
A3	FLOOR PLAN - 2ND LEVEL
A4	FLOOR PLANS - BARN

FOR BIDDING ONLY
NOT FOR CONSTRUCTION

SCAN FOR CURRENT PLAN

SCAN FOR RENDERINGS

SCAN FOR WALKTHROUGH

PROJECT NO.
26-018

BITTNER RESIDENCE
3540 SHADOW HILLS DR ADA CO, ID

CONTRACTOR TO VERIFY ALL DETAILS, DIMENSIONS, AND SPECIFICATIONS PRIOR TO CONSTRUCTION, AND REPORT ANY DISCREPANCIES TO THE ARCHITECT. THE ARCHITECT IS NOT RESPONSIBLE FOR ANY CLAIMS, LITIGATIONS OR SUITS THAT MAY ARISE DURING CONSTRUCTION OR ANYTIME THEREAFTER.

DRAWN BY: Steve
INITIAL DATE: 08/17/2026
PRINT DATE: 10/23/2026
SHEET SIZE: 36" x 54"

FLOOR PLAN - 2ND LEVEL

SMC Design
208.249.1288
Nampa, ID

SHEET NUMBER
A3
PAGE 3

FOR BIDDING ONLY
NOT FOR CONSTRUCTION

DOOR SCHEDULE

NUMBER	QTY	FLOOR	SIZE	WIDTH	HEIGHT	TYPE	TEMPERED	FIRE	COMMENTS	HEADER	CALC #	NUMBER
D01	1	1	2668 L	30"	80"	SHOWER	YES			2X		D01
D02	1	1	2668 R	30"	80"	SHOWER				2X		D02
D03	2	2	2460 L IN	30"	80"	HINGED				2X		D03
D04	3	2	2460 R IN	30"	80"	HINGED				2X		D04
D05	1	1	3080 R	36"	80"	POCKET				2X		D05
D06	4	1	3080 R RX	36"	80"	HINGED				4X8 D.F.		D06
D07	6	1	3080 R IN	36"	80"	HINGED				2X		D07
D08	5	1	3080 L IN	36"	80"	HINGED				2X		D08
D09	2	1	3680 R FX	42"	80"	HINGED				4X8 D.F.		D09
D10	2	1	5080 LR IN	60"	80"	DOUBLE HINGED				2X		D10
D11	2	1	5080 LR EX	60"	80"	DOUBLE HINGED				2X		D11
D12	1	1	5080 L EX	72"	80"	SLIDER						D12
D13	1	1	6080 LR IN	72"	80"	DOUBLE HINGED				2X		D13
D14	1	1	20100	144"	120"	GARAGE				4X12 D.F.		D14
D15	1	1	(2)1140 LR FX	312"	128"	DOUBLE BARN				(3) 1 3/4" X 11 7/8" LVL	27	D15
D16	2	1	8080	192"	120"	GARAGE				4X12 D.F.		D16

WINDOW/DOOR LABEL LEGEND

TNJR (NUMBER OF TRIMMERS @ EACH END (1 TRIMMER REQ'D UNO)
KS KING STUD (1 KING STUD UNO)
FS FULL SPAN HEADER (NO MID BEARING POINTS)
MB FULL WIDTH HEADER W/MID SPAN BEARING POINTS

WINDOW SCHEDULE

NUMBER	QTY	FLOOR	TYPE	WIDTH	HEIGHT	TGRF55	TEMPERED	SPACEFOAM	COMMENTS	HEADER	CALC #	NUMBER
WO1	1	1	16796FX	16"	96"			FIXED GLASS		4X8 D.F.		WO1
WO2	4	2	11210FX	21"	24"			FIXED GLASS		4X8 D.F.		WO2
WO3	2	2	11210SH	21"	30"			SINGLE HUNG		4X8 D.F.		WO3
WO4	3	1	2646SH	30"	48"			SINGLE HUNG		4X8 D.F.		WO4
WO5	4	1	2646SH	30"	54"			SINGLE HUNG		4X8 D.F.		WO5
WO6	2	1	2650SH	30"	60"			SINGLE HUNG		4X8 D.F.		WO6
WO7	2	1	3046SH	36"	48"			SINGLE HUNG		4X8 D.F.		WO7
WO8	2	1	3046CM	36"	48"			SINGLE CASEMENT HL		4X8 D.F.		WO8
WO9	1	1	3046SH	36"	53 5/8"			SINGLE HUNG		4X8 D.F.		WO9
WO10	4	2	3060SH	36"	72"			SINGLE HUNG		4X8 D.F.		WO10
WI 1	18	1	3060SH	36"	72"			SINGLE HUNG		4X8 D.F.		WI 1
WI 2	6	1	5030FX	60"	36"			FIXED GLASS		4X8 D.F.		WI 2
WI 3	1	2	5040RS	60"	48"			RIGHT SLIDING		4X8 D.F.		WI 3
WI 4	1	1	5046RS	60"	54"			RIGHT SLIDING		4X8 D.F.		WI 4
WI 5	1	1	6048ADC	72"	54"			DOUBLE CASEMENT LHR/RHR		4X8 D.F.		WI 5
WI 6	13	2	6048LS	72"	154"			LEFT SLIDING		4X8 D.F.		WI 6

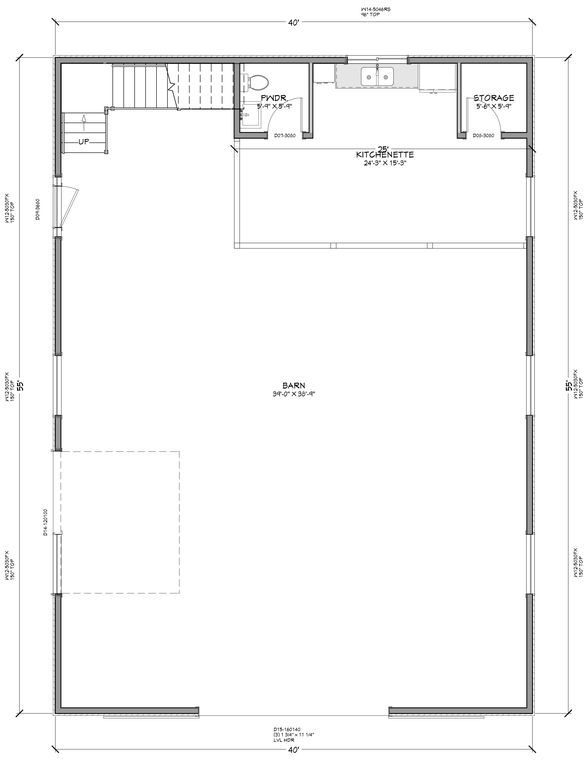

FLOOR PLAN - 1ST LEVEL
1/4 IN = 1 FT

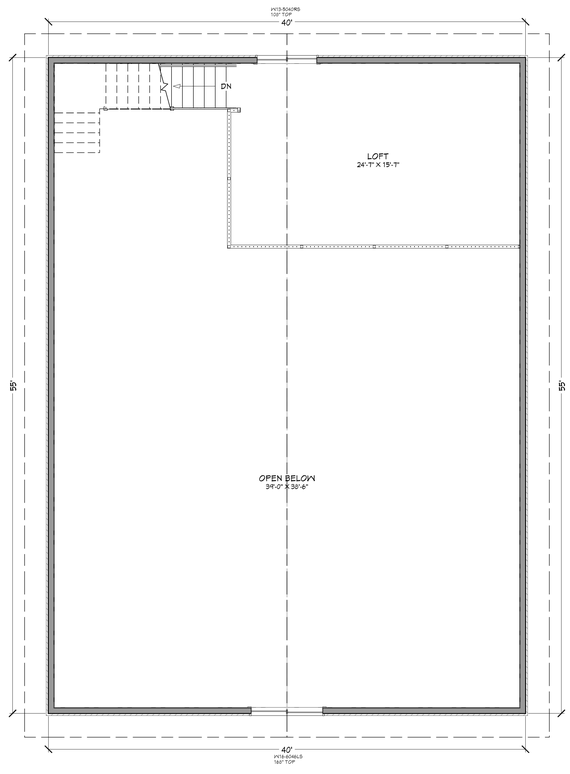

FLOOR PLAN - 2ND LEVEL
1/4 IN = 1 FT

MAIN LEVEL	4211	sq. ft.
UPPER LEVEL	923	sq. ft.
TOTAL LIVING SPACE	5134	sq. ft.
BONUS SPACE	743	sq. ft.
UNFINISHED/MECH	129	sq. ft.
GARAGE	1387	sq. ft.
COV'D PORCH/DECK	1563	sq. ft.
DETACHED BARN	1809	sq. ft.
BARN LIVING	780	sq. ft.

SHEET INDEX

PAGE	TITLE
A1	SITE PLAN
A2	FLOOR PLAN - 1ST LEVEL
A3	FLOOR PLAN - 2ND LEVEL
A4	FLOOR PLANS - BARN

FOR BIDDING ONLY
NOT FOR CONSTRUCTION

SCAN FOR CURRENT PLAN

SCAN FOR RENDERINGS

SCAN FOR WALKTHROUGH

PROJECT NO.
26-018

BITTNER RESIDENCE
3540 SHADOW HILLS DR ADA CO,ID

CONTRACTOR TO VERIFY ALL DETAILS, DIMENSIONS, AND SPECIFICATIONS PRIOR CONSTRUCTION AND REPORT ANY DISCREPANCIES OR ERRORS TO SMC DESIGN. NO RESPONSIBILITY WILL BE ASSUMED BY SMC DESIGN FOR CONSTRUCTION OR ANYTIME THEREAFTER.

CONTRACTOR TO VERIFY ALL DETAILS, DIMENSIONS, AND SPECIFICATIONS PRIOR CONSTRUCTIONS AND REPORT ANY DISCREPANCIES OR ERRORS TO SMC DESIGN. NO RESPONSIBILITY WILL BE ASSUMED BY SMC DESIGN FOR CONSTRUCTION OR ANYTIME THEREAFTER. FROM ANY CLAIMS, LITIGATIONS OR SUITS THAT MAY ARISE DURING CONSTRUCTION OR A

SHEET SIZE 36" x 54"
INITIAL DATE: 08/17/2026
PRINT DATE: 10/23/2026
DRAWN BY: Steve

FLOOR PLANS - BARN

SMC Design
208.249.7268
Nampa, ID

SHEET NUMBER
A4
PAGE 4